



វិទ្យាស្ថានបណ្តុះបណ្តាល និង ស្រាវជ្រាវដើម្បីអភិវឌ្ឍន៍កម្ពុជា

**CDRI—Cambodia’s leading independent
development policy research institute**

របាយការណ៍ខ្លីៗស្តីពីសេដ្ឋកិច្ចកម្ពុជា

Flash Report on the Cambodian Economy

ឧសភា ២០១០ / May 2010

ស្រី បុប្ផារត្ន / Sry Bopharath

សាំង ច័ន្ទហង្ស / Saing Chan Hang

ប៉ុន ដូរីណា / Pon Dorina

បកប្រែដោយ៖ យូ សិទ្ធិវិទ្ធី និង ខេង សេង

ភ្នំពេញ កម្ពុជា

Phnom Penh, Cambodia

TO SUBSCRIBE, PLEASE CONTACT:

*Office Address: #56, Street 315, Tuol Kork, Phnom Penh, Cambodia, Postal Address: CDRI, PO Box 622 Phnom Penh, Cambodia
Tel: (855-23) 881-384/881-701/881-916/883-603 Fax: (855-23) 880-734 E-mail: pubs@cdri_forum.org.kh Web site: <http://www.cdri.org.kh>*

ការបកស្រាយតារាងសំខាន់ៗ

Highlights

អត្ថបទសង្ខេបនេះ បកស្រាយពីនិន្នាការសេដ្ឋកិច្ចសំខាន់ៗមួយចំនួន សម្រាប់កម្ពុជា និងបណ្តាប្រទេសដៃគូពាណិជ្ជកម្ម ។

This summary highlights trends of some key economic indicators of Cambodia and its main trading partners.

នៅត្រីមាសទី១ ឆ្នាំ២០១០ អនុម័តវិនិយោគទ្រព្យសកម្មជាប់លាប់ ធ្លាក់ចុះ ៩១% មកត្រឹម ៣៧២,៣លានដុល្លារ ធៀបនឹងត្រីមាសមុន ដោយសារ វិនិយោគវិស័យកសិកម្ម ធ្លាក់ចុះ ៦២% មកត្រឹម ៣៦,១លានដុល្លារ និង វិនិយោគវិស័យឧស្សាហកម្ម ធ្លាក់ចុះ ៦៤% មកត្រឹម ២៤៧,៦លានដុល្លារ ស្របពេលដែល វិនិយោគវិស័យ សេវាកម្ម ធ្លាក់ចុះ ៩៧% មកត្រឹម ៨៩,៥លានដុល្លារ ។

In the first quarter of 2010, fixed asset investment approvals dropped by 91 percent to USD372.3 m from the previous quarter. The decrease was due to a 62 percent fall in agricultural investment, to USD36.1 m and a 64 percent drop in industry, to USD247.6 m. There was a 97 percent drop in services, to USD89.5 m.

នៅខែមករា ២០១០ អនុម័តគម្រោងសាងសង់ភូមិគ្រឹះ និងផ្ទះ ធ្លាក់ចុះ ៦៧% ធៀបនឹងខែមុន រីឯការសាងសង់ផ្សេងៗទៀត ធ្លាក់ចុះ ២៧% ។

In January, villa and house and flat construction approvals contracted by 67 percent from previous month. Other construction approvals decreased by 27 percent.

នៅខែមីនា ២០១០ ចំនួនភ្ញៀវមកដល់កម្ពុជាសរុប កើន ៨,៩% ដល់ ២២៨.៧៤៨នាក់ ធៀបនឹង ២១០.១៤៤នាក់ កាលពីខែមុន ដោយសារ ភ្ញៀវមកសម្រាកលំហែ កើន ៣,៧% ភ្ញៀវមកធ្វើជំនួញ កើន ៣,៦% និង ភ្ញៀវមកផ្សេងៗទៀត កើនឡើង ៤២០% ។ បើធៀបនឹងខែមីនា ២០០៩ ចំនួនភ្ញៀវសរុប កើនឡើង ១៣% ។

In March, the total number of visitor arrivals to Cambodia expanded by 8.9 percent, from 210,144 in the previous month to 228,748. This was due to an increase in holiday arrivals of 3.7 percent, business arrivals of 3.6 percent and other visitors of 420 percent. Compared with March 2009, the total number of arrivals increased 13 percent.

នៅខែមេសា ២០១០ ប្រាក់រៀល ធ្លាក់ថ្លៃ ០,២% ទល់នឹង ប្រាក់ដុល្លារអាមេរិក ០,៩% ទល់នឹងប្រាក់បាតថៃ និង ០,៤% ទល់នឹងប្រាក់ដុងវៀតណាម ។

In April, the riel depreciated against US dollar by 0.2 percent from the preceding month. Against the Thai baht, the riel depreciated by 0.9 percent and against the Vietnamese dong by 0.4 percent.

នៅខែកុម្ភៈ ២០១០ ការនាំចេញសរុបរបស់កម្ពុជា ធ្លាក់ចុះ ៣,០% ធៀបនឹងខែមុន មកត្រឹម ២១៦,៣លានដុល្លារ ក្នុងនោះ ការនាំចេញសំលៀកបំពាក់ ធ្លាក់ចុះ ១,៥% ការនាំចេញត្រី ធ្លាក់ចុះ ២៦% ហើយ ការនាំចេញកៅស៊ូ ធ្លាក់ចុះ ៥៤% ។ ការនាំចូលបារី ធ្លាក់ចុះ ១៨% ការនាំចូលស៊ីម៉ង់ត៍ ធ្លាក់ចុះ ១៥% ការនាំចូលដែកថែប ធ្លាក់ចុះ ៦១% ហើយការនាំចូលប្រេងឥន្ធនៈ ធ្លាក់ចុះ ១,៩% ។

In February, Cambodia's total exports decreased by 3.0 percent from the previous month to USD216.3 m. Garment exports dropped by 1.5 percent, while fish tumbled by 26 percent and rubber by 54 percent from the previous month. Cigarette imports shrank by 18 percent, while cement was down by 15 percent and steel by 61 percent. Petroleum imports contracted by 1.9 percent.

នៅខែមេសា ២០១០ អង្ករធ្លាក់ថ្លៃ ១,៩% នៅខេត្តបាត់ដំបង ១៦,៧% នៅខេត្តស្វាយរៀង ប៉ុន្តែឡើងថ្លៃ ៤,០% នៅខេត្តកំពង់ស្ពឺ ធៀបនឹងខែមុន ។ អង្ករ មានថ្លៃថេរនៅខេត្ត កំពង់ចាម កំពត និង សៀមរាប គឺ ២៦០០រៀល/គីឡូ ។ នៅខែដដែលនេះដែរ ត្រី ឡើងថ្លៃ ៤,៥% នៅខេត្តបាត់ដំបង ១,៩% នៅខេត្តកំពង់ស្ពឺ ៤,៥% នៅខេត្តកំពង់ចាម ៣,២% នៅខេត្តកំពត និង ៨,៣% នៅខេត្តស្វាយរៀង ប៉ុន្តែវាមានថ្លៃថេរនៅខេត្តសៀមរាប ។ សាច់ជ្រូក ធ្លាក់ថ្លៃ ២,៩% នៅខេត្តបាត់ដំបង ១,៩% នៅខេត្តកំពង់ស្ពឺ ប៉ុន្តែមានថ្លៃថេរនៅខេត្តកំពង់ចាម និង ខេត្តសៀមរាប ។ សាច់ជ្រូក

In April, the rice price in Battambang decreased by 1.9 percent compared with the previous month and in Svay Rieng by 16.7 percent. In Kampong Speu it went up by 4.0 percent. In Kompong Cham, Kampot and Siem Reap, rice remained stable at KHR2600/kg. The fish price rose by 4.5 percent in Battambang and 1.9 percent in Kompong Speu, while it surged by 4.5 percent in Kompong cham, 3.2 percent in Kampot, and 8.3 percent in Svay Rieng. The price in Siem Reap was stable. Pork prices in Battambang and Kompong Speu declined by 2.9 percent and 1.9

ឡើងថ្លៃ ៨,១% នៅខេត្តកំពត និង ៦,៧% នៅខេត្តស្វាយរៀង ។

នៅខែមីនា ២០១០ នៅលើទីផ្សារថៃ អង្ករធ្លាក់ថ្លៃ ២,៦% មកត្រឹម ៦១១ដុល្លារ/តោន រីឯ ពោតនិងផលិតផលធ្វើពីពោត ធ្លាក់ថ្លៃ ១១% មកត្រឹម ២៥៧,៨ដុល្លារ/តោន ។ នៅខែនោះដែរ កៅស៊ូឡើងថ្លៃ ៥,៧% ដល់ ២៧០២ដុល្លារ/តោន ។ ការនាំចេញអង្ករ ពីប្រទេសថៃសរុប កើន ២៣% ហើយការនាំចេញកៅស៊ូធម្មជាតិ កើន ០,២៥% ។ ការនាំចេញគ្រាប់ស្វាយចន្ទី និងគ្រាប់ផ្លែឈើ ប្រហាក់ប្រហែល មានថ្លៃថេរ ។

នៅខែមីនានេះដែរ នៅប្រទេសវៀតណាម អង្ករ ធ្លាក់ថ្លៃ ៧,១% មកត្រឹម ៥៣៩,៤ដុល្លារ/តោន ស្របពេលដែល កៅស៊ូឡើងថ្លៃ ៧,០% និង គ្រាប់ស្វាយចន្ទីឡើងថ្លៃ ១,១% ។ ការនាំចេញ អង្ករសរុប ពីប្រទេសវៀតណាម កើន ៨៧% ការនាំចេញកៅស៊ូកើន ១០% និង ការនាំចេញគ្រាប់ស្វាយចន្ទីកើន ៤៥% ។

នៅខែកុម្ភៈ ២០១០ ការនាំចេញសរុបរបស់សហរដ្ឋអាមេរិក កើន ០,០៧% ធៀបនឹងខែមុន ដល់ ១៤៣,៣ពាន់លានដុល្លារ ចំណែកឯ ការនាំចេញរបស់ជប៉ុន កើន ៦,៤% ដល់ ៥៦,៩ពាន់លានដុល្លារ ។ ការនាំចេញរបស់តំបន់អឺរ៉ុប ធ្លាក់ចុះ ១,៥% មកត្រឹម ១៥៧,០ពាន់លានដុល្លារ ។

នៅខែកុម្ភៈនេះដែរ អត្រាអតិផរណានៅសហរដ្ឋអាមេរិក គឺ ២,៣% និង នៅតំបន់អឺរ៉ុប ១,៥% ចំណែកឯ នៅប្រទេសជប៉ុន វានៅ អវិជ្ជមានដដែល គឺ -១,១% ។ អត្រាអតិផរណា នៅប្រទេសចិន មានកំរិត ២,៤% នៅហុងកុង ២,០% និង នៅកូរ៉េខាងត្បូង ២,៣% ។ ថ្លៃទំនិញប្រើប្រាស់សរុបនៅប្រទេសម៉ាឡេស៊ី កើន ១,៣% នៅសិង្ហបុរី កើន ១,៦% និង នៅថៃ កើន ៣,៤% ។

នៅខែមេសា ២០១០ ទល់នឹងប្រាក់ដុល្លារអាមេរិក ប្រាក់រៀនកូរ៉េ ខាងត្បូងឡើងថ្លៃ ១,៩% រីឯ ដុល្លារហុងកុង ចុះថ្លៃ ០,០២% ។ ក្នុងខែនេះដែរ ធៀបនឹងប្រាក់ដុល្លារអាមេរិក ប្រាក់យេនជប៉ុនធ្លាក់ថ្លៃ ៣,២% និង ប្រាក់អឺរ៉ូធ្លាក់ថ្លៃ ១,២% ស្របពេលដែល ប្រាក់ដុល្លារសិង្ហបុរីឡើងថ្លៃ ១,៣% និង ប្រាក់បាតថៃឡើងថ្លៃ ០,៧% ។

នៅខែមេសា ២០១០ នៅលើទីផ្សារពិភពលោក សណ្តែកសៀង ឡើងថ្លៃ ១,៦% ដល់ ៣៧២ដុល្លារ/តោន ហើយ កៅស៊ូឡើងថ្លៃ ៤,៦% ដល់ ៣៣៦៩ដុល្លារ/តោន ប៉ុន្តែពោតធ្លាក់ថ្លៃ ២,៣% មកត្រឹម ១៥៦ដុល្លារ/តោន ។ ប្រេងនៅឡើងថ្លៃ ៥,៩% ដល់ ៨២,៥ដុល្លារ/ធុង រីឯ សាំង និង ម៉ាស៊ូត ឡើងថ្លៃ ៤% ដូចគ្នា ដោយសាំងលក់ថ្លៃ ០,៥៩ដុល្លារ/លីត្រ និង ម៉ាស៊ូតលក់ថ្លៃ ០,៥៧ដុល្លារ/លីត្រ ។

percent, while prices in Kompong Cham and Siem Reap were stable. The pork price in Kampot increased by 8.1 percent and in Svay Rieng by 6.7 percent.

In March, the rice price in the Thai market dropped by 2.6 percent to USD611/tonne, while the price of maize and maize products was down by 11 percent to USD257.8/tonne. In the same month, rubber rose by 5.7 percent to USD2702/tonne. Total rice exports from Thailand grew by 23 percent, and natural rubber exports went up by 0.25 percent. The export value of cashews and similar nuts remained stable.

In March, the rice price in Vietnam went down by 7.1 percent to USD539.4/tonne. However, rubber rose by 7.0 percent and cashew nuts by 1.1 percent. Total rice exports from Vietnam increased by 87 percent, rubber by 140 percent and cashew nuts by 45 percent.

In February, total US exports increased by 0.07 percent from the previous month to USD143.3 bn, while Japanese exports escalated by 6.4 percent to USD56.9 bn. Exports of the euro zone decreased by 1.5 percent to USD157.0 bn.

Inflation in the US was 2.3 percent and in the euro zone 1.5 percent, while in Japan it remained negative at -1.1 percent. Inflation in China was 2.4 percent, Hong Kong 2.0 percent and South Korea 2.3 percent. Overall consumer prices in Malaysia went up by 1.3 percent and in Singapore 1.6 percent, while in Thailand they were up 3.4 percent.

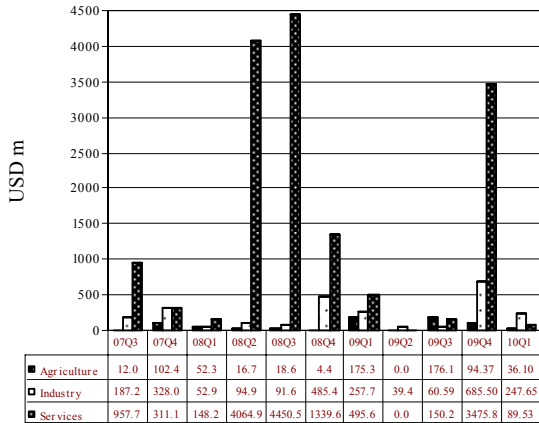
In April, the Korean won appreciated by 1.9 percent against the US dollar, while the Hong Kong dollar depreciated by 0.02 percent. The Japanese yen depreciated by 3.2 percent, and the euro by 1.2 percent against the US dollar. The Singapore dollar appreciated by 1.3 percent and the Thai baht by 0.7 percent.

In April, the price of soybeans in the world market increased by 1.6 percent to USD372/tonne, while rubber rose by 4.6 percent to USD3369/tonne. Maize dropped by 2.3 percent to USD156/tonne. Crude oil increased by 5.9 percent to USD82.5/barrel, while gasoline and diesel rose by 4.0 percent to USD 0.59/ℓ and USD 0.57/ℓ, respectively.

សកម្មភាពសេដ្ឋកិច្ចសំខាន់ៗ និង ថ្លៃទំនិញនៅកម្ពុជា

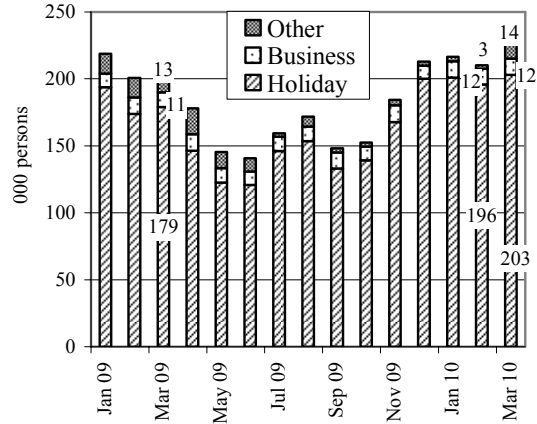
Main Economic Activities and Consumer Prices in Cambodia

Fixed Asset Investment Approvals by CDC
2007 Q3–2010 Q1



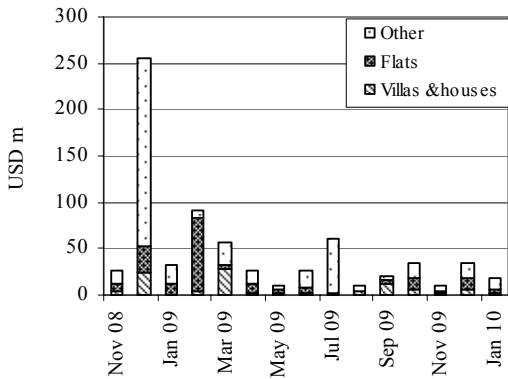
Including expansion projects.
Source: Council for the Development of Cambodia

Foreign Visitor Arrivals
January 2009–March 2010



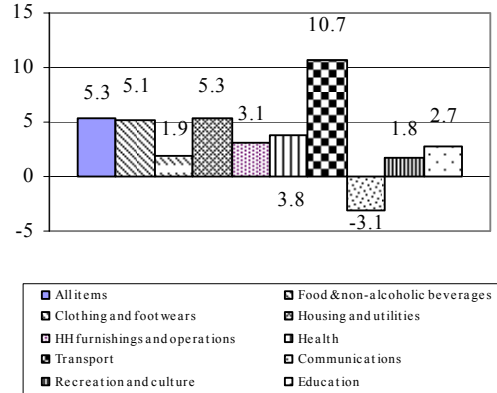
Source: Ministry of Tourism

Phnom Penh: Value of Construction Approvals
November 2009–January 2010



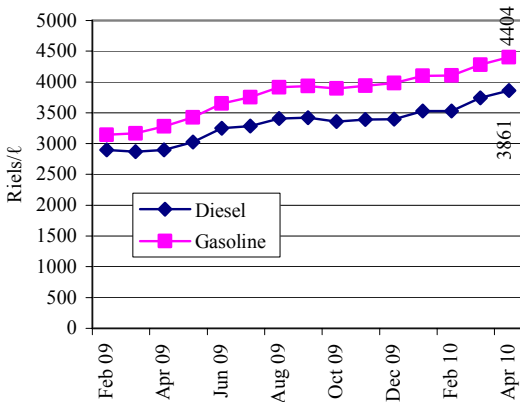
Source: Municipality of Phnom Penh

Phnom Penh: Inflation
Year-on-Year Percentage Changes
April 2010



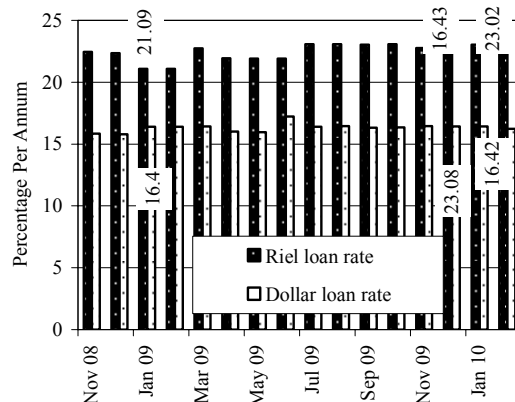
Source: National Institute of Statistics

Phnom Penh: Gasoline & Diesel Prices
February 2009–April 2010



Source: CDRI

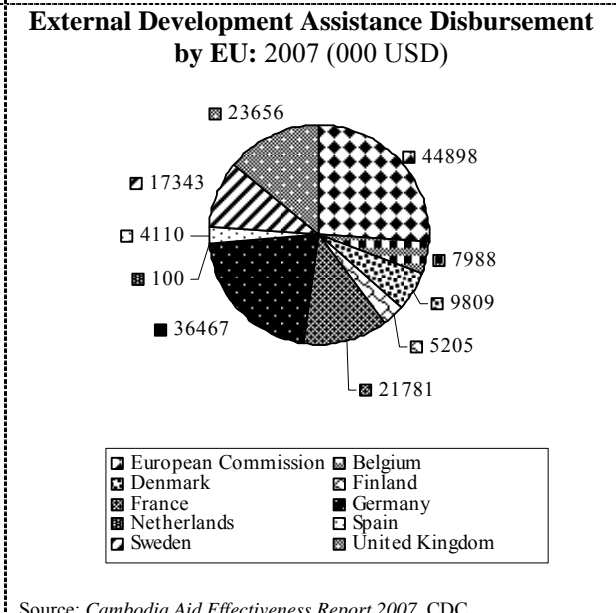
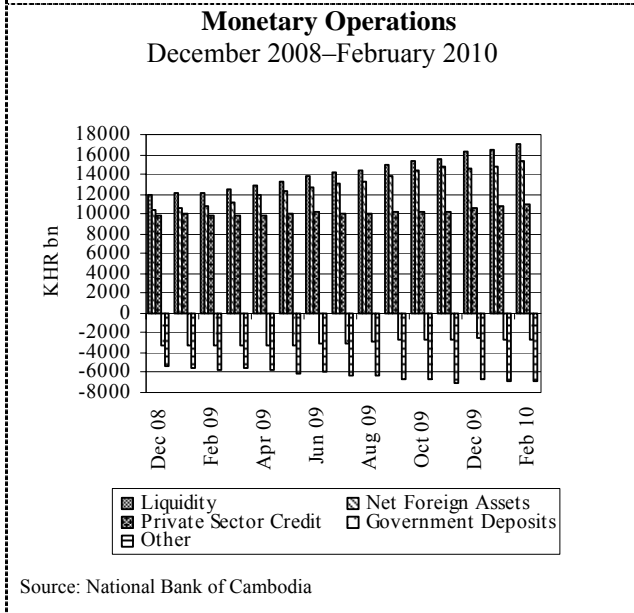
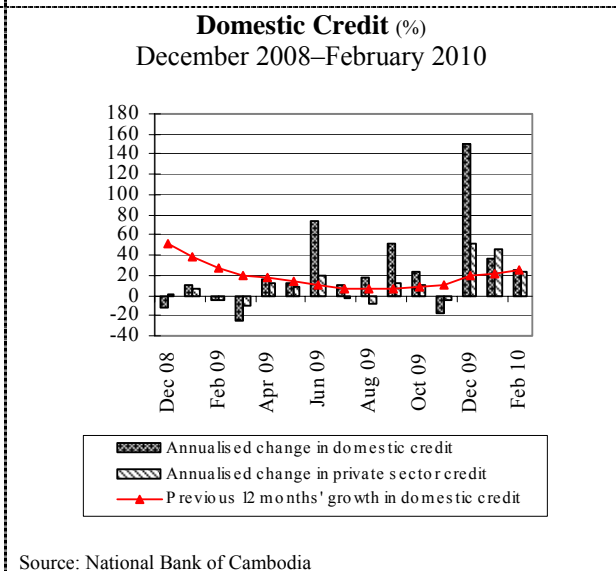
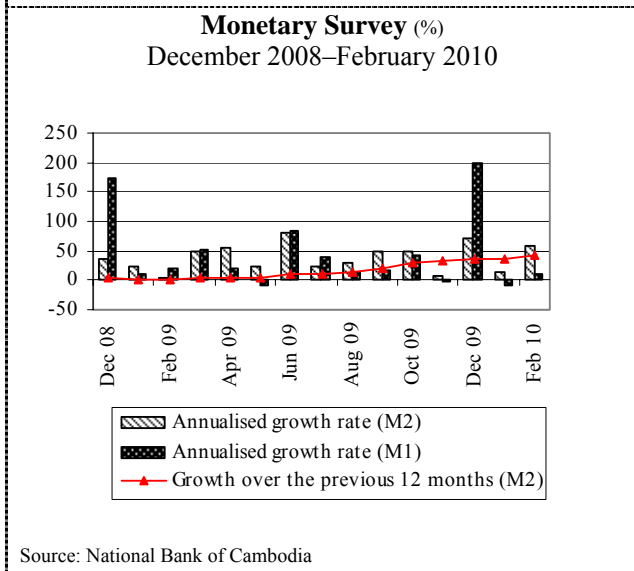
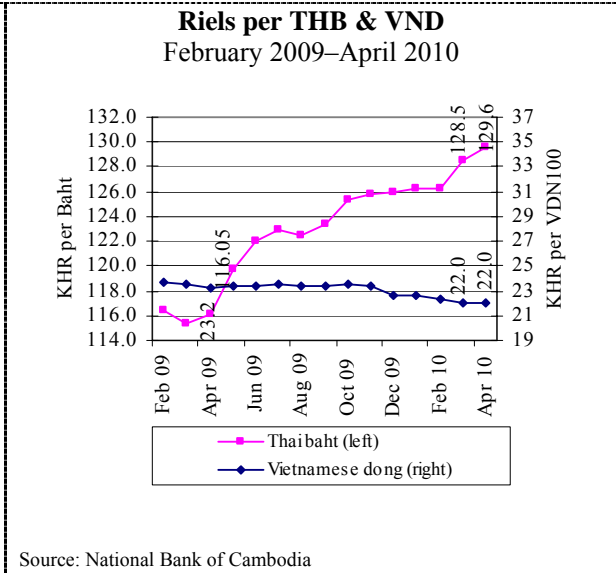
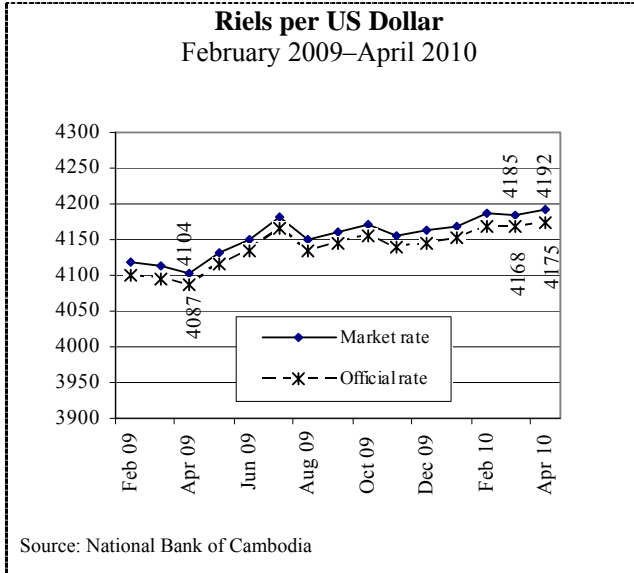
Interest Rates on 12-Month Bank Loans
November 2008–January 2010



Source: Economic & Monetary Statistics, NBC

ស្ថានភាពអត្រាប្តូរប្រាក់ និង ជំនួយអភិវឌ្ឍន៍ពីក្រៅប្រទេស

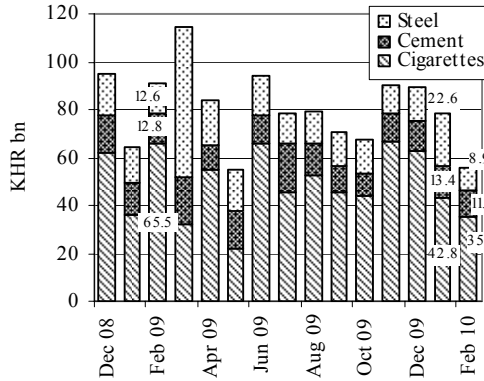
Exchange Rates and External Development Assistance



ពាណិជ្ជកម្មក្រៅប្រទេស និង ការអនុវត្តថវិកាជាតិ

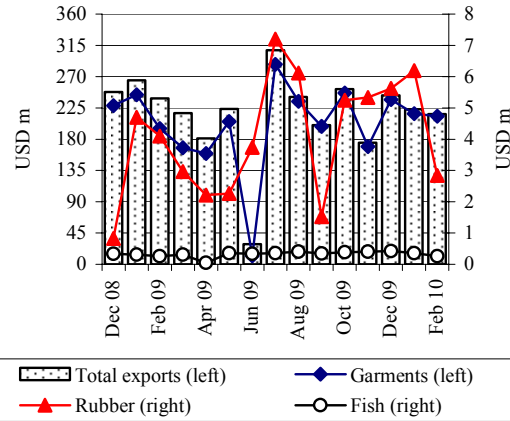
External Trade and National Budget Operations

Imports: Cigarettes & Construction Materials
December 2008–February 2010



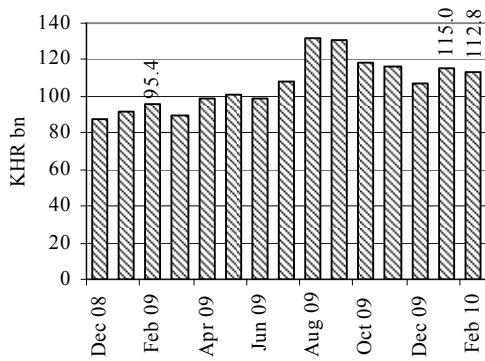
Source: Economic & Monetary Statistics, NBC

Cambodia: Main Exports
December 2008–February 2010



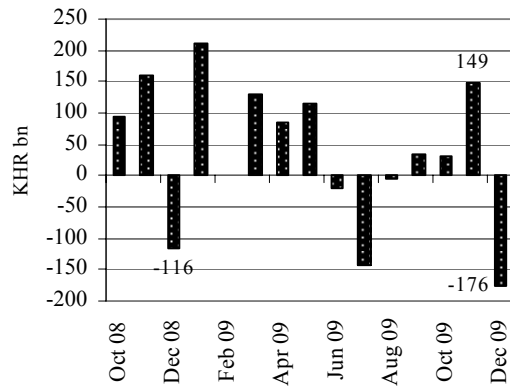
Source: Economic & Monetary Statistics, NBC

Imports: Petroleum Products
December 2008–February 2010



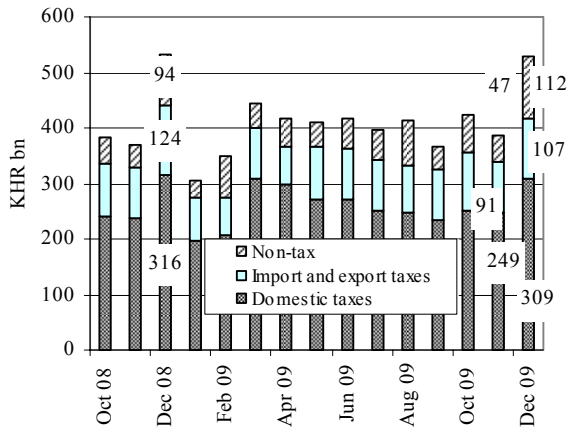
Source: Economic & Monetary Statistics, NBC

Current Budget Operations
October 2008–December 2009



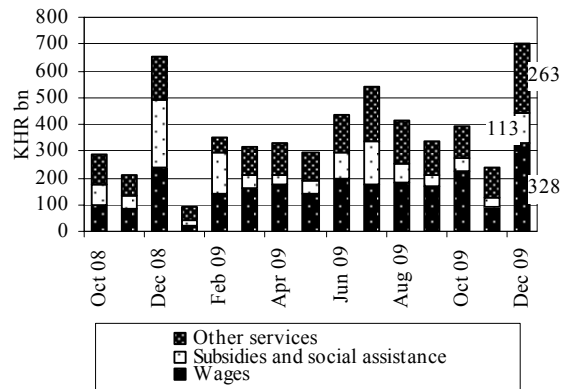
Source: MEF Bulletin

Current Budget Revenue
October 2008–December 2009



Source: MEF web site

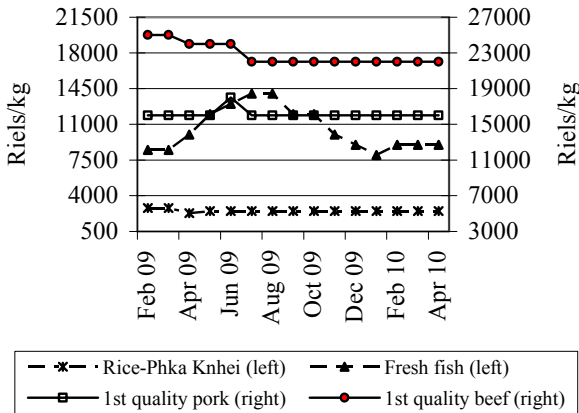
Current Budget Expenditure
October 2008–December 2009



Source: MEF web site

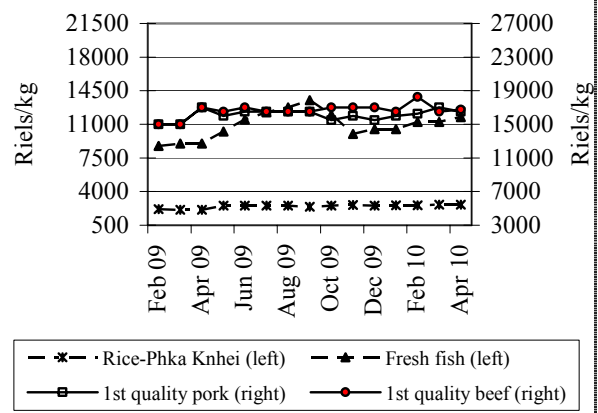
ផ្លូវស្បៀងអាហារតាមខេត្តក្នុងប្រទេសកម្ពុជា
Provincial Food Prices

Food Prices in Siem Reap Province
 February 2009–April 2010



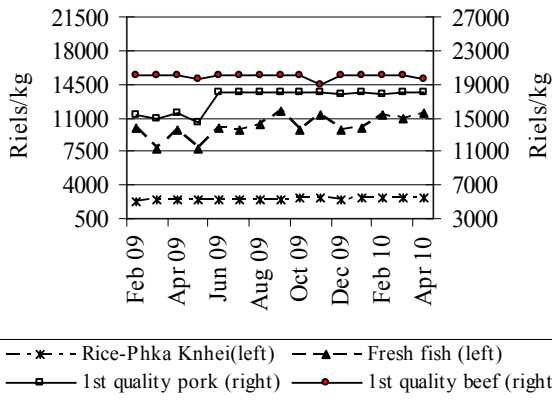
Source: CDRI

Food Prices in Battambang Province
 February 2009–April 2010



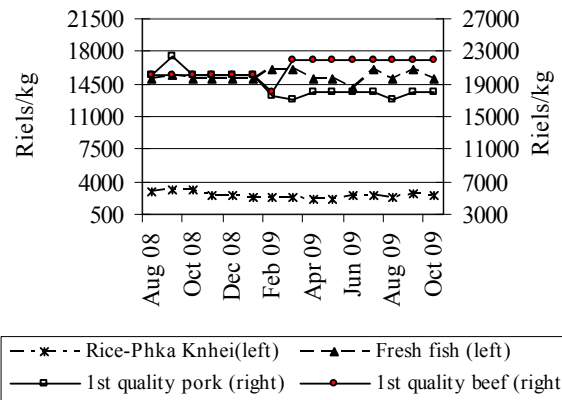
Source: CDRI

Food Prices in Kompong Cham Province
 February 2009–April 2010



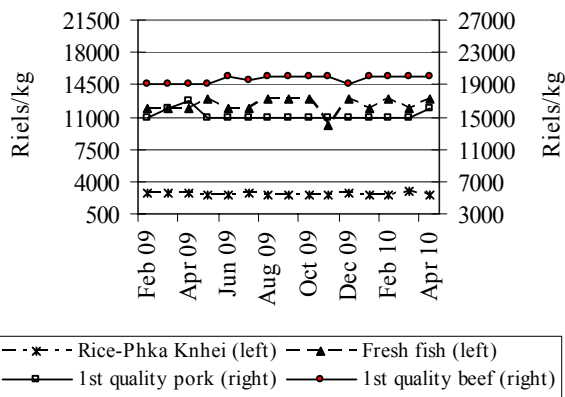
Source: CDRI

Food Prices in Kampot Province
 February 2009–April 2010



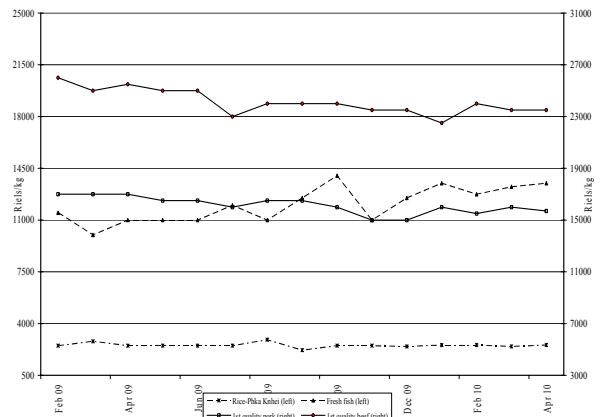
Source: CDRI

Food Prices in Svay Rieng Province
 February 2009–April 2010



Source: CDRI

Food Prices in Kompong Speu Province
 February 2009–April 2010

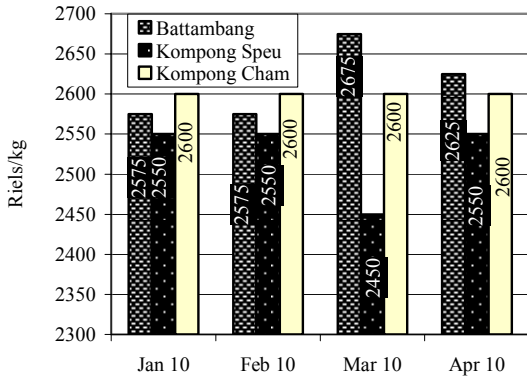


Source: CDRI

ផ្លូវដំណើរការតាមខេត្តក្នុងប្រទេសកម្ពុជា : តាមមុខដំណើរ

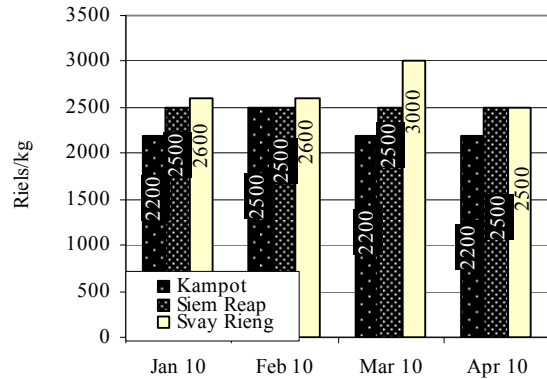
Provincial Goods Prices in Cambodia

Cambodia: Rice Prices in Three Provinces



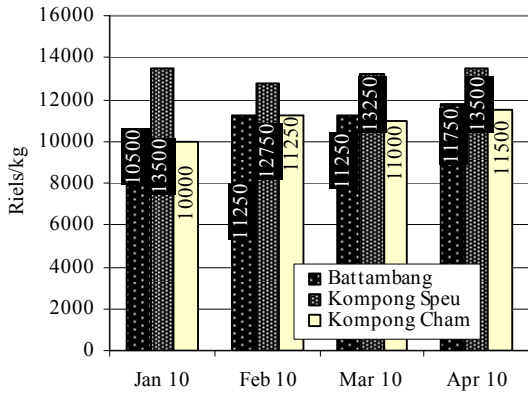
Source: CDRI

Cambodia: Rice Prices in Three Provinces



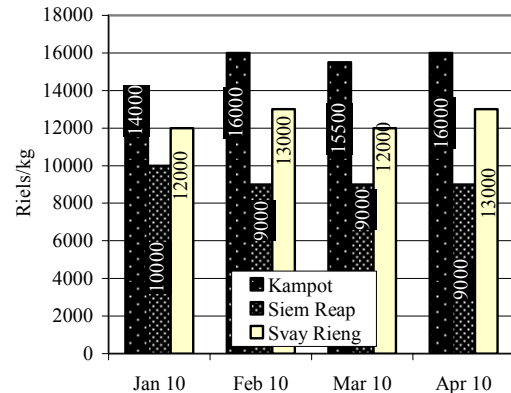
Source: CDRI

Cambodia: Fish Prices in Three Provinces



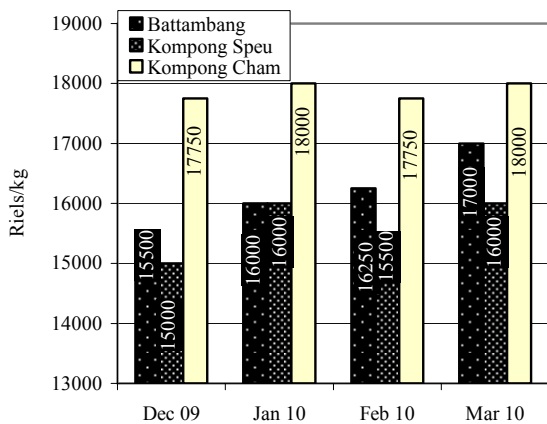
Source: CDRI

Cambodia: Fish Prices in Three Provinces



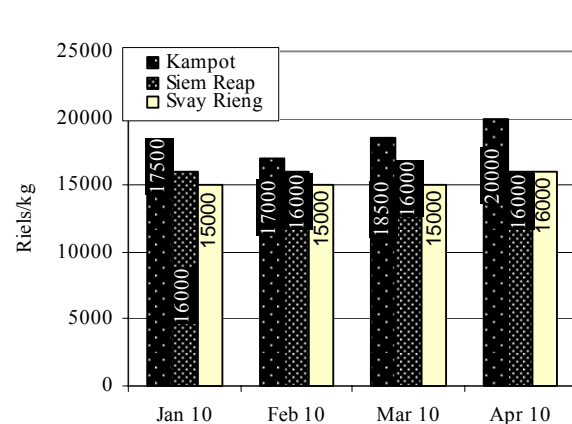
Source: CDRI

Cambodia: Pork Prices in Three Provinces



Source: CDRI

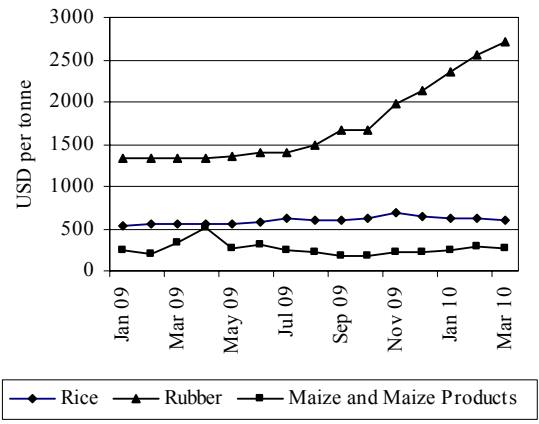
Cambodia: Pork Prices in Three Provinces



Source: CDRI

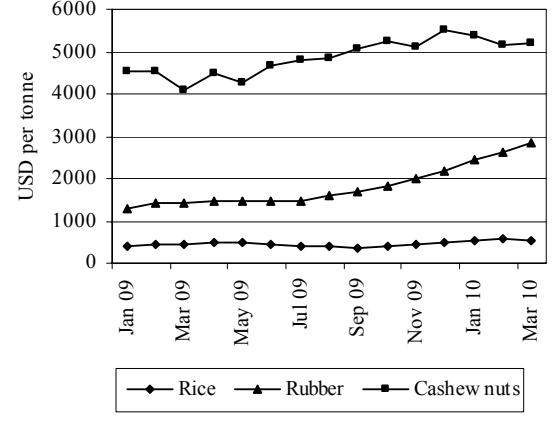
ថ្លៃទំនិញ ការនាំចេញ និង ចំនួនទេសចរអន្តរជាតិទៅក្នុងប្រទេសជាដៃគូរបស់កម្ពុជា
Goods Prices, Exports and International Tourist Arrivals to Partners of Cambodia

Thailand: Prices of Rubber, Rice and Maize
January 2009–March 2010



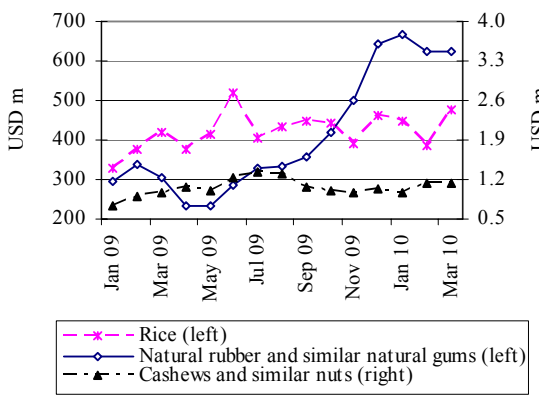
Source: Bank of Thailand, *Foreign Trade and Balance of Payments*

Vietnam: Prices of Rubber, Rice and Cashew Nuts
January 2009–March 2010



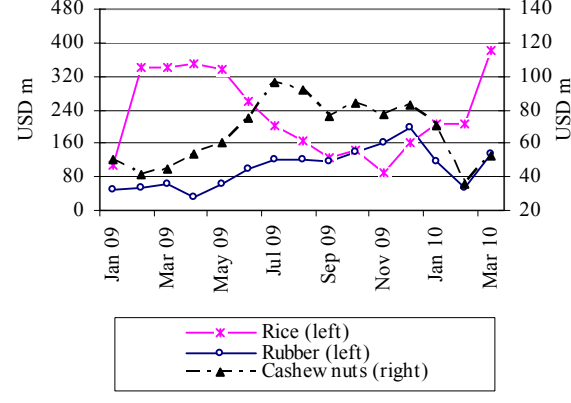
Source: General Statistics Office of Vietnam

Thailand: Exports
January 2009–March 2010



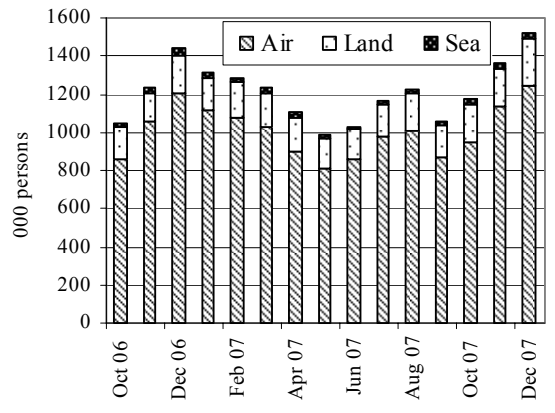
Source: Customs Department of Thailand

Vietnam: Exports
January 2009–March 2010



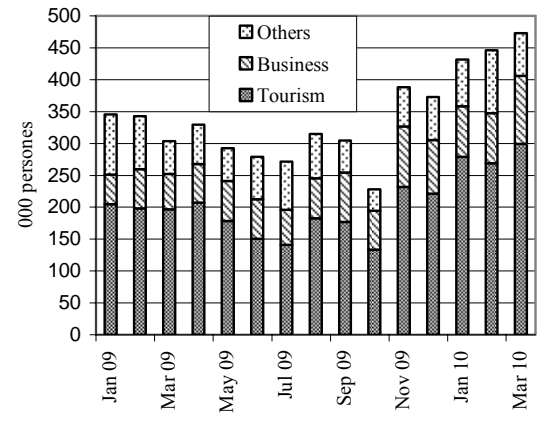
Source: General Statistics Office of Vietnam

Thailand: International Arrivals
October 2006–December 2007*



Data are available to December 2007
Source: Tourism Authority of Thailand

Vietnam: International Arrivals
January 2009–March 2010

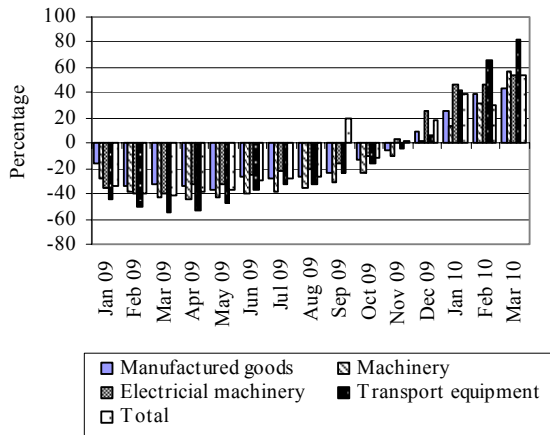


Source: Estimates by General Statistics Office of Vietnam

សកម្មភាពសេដ្ឋកិច្ច និង អត្រាអធិរណ៍នៃបណ្តាប្រទេសជាដៃគូរបស់កម្ពុជា

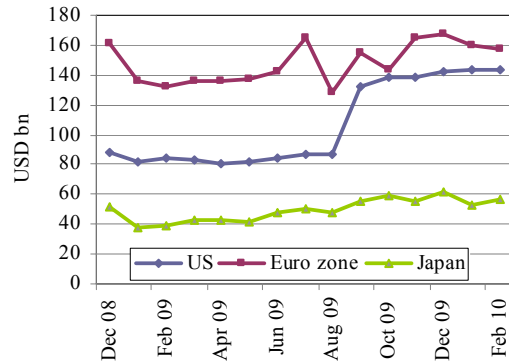
Economic Activity and Inflation Rates of Selected Economic Partners of Cambodia

Year-on-Year Growth of Main Exports: Japan
January 2009–March 2010



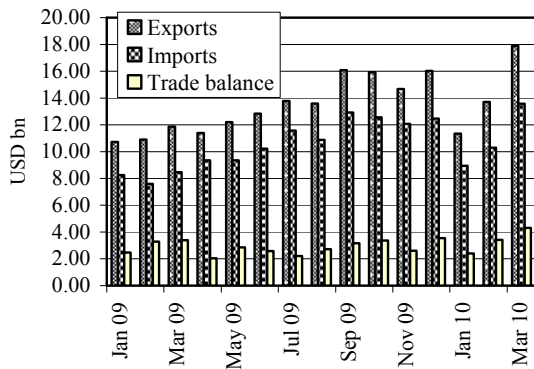
Source: Japanese Trade and Investment Statistics

Goods Exports: US, Euro Zone & Japan
December 2008–February 2009



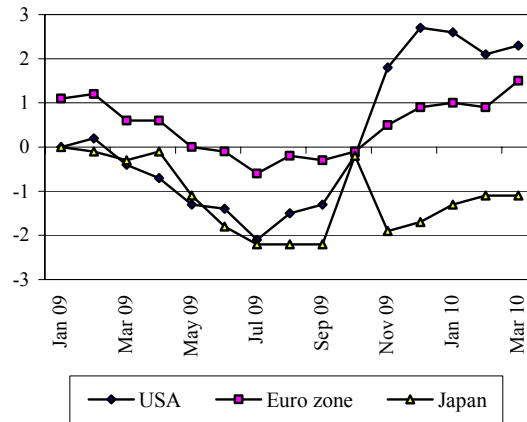
Sources: BEA, Eurostat and OECD

External Trade: Malaysia
January 2009–March 2010



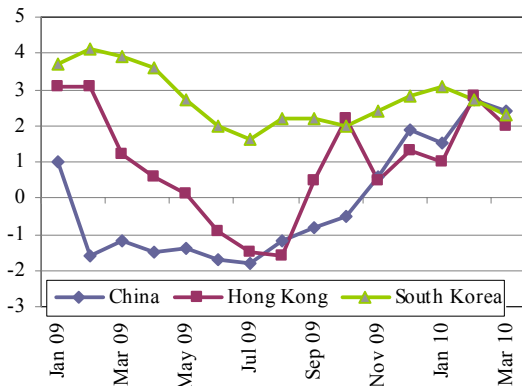
Source: Department of Statistics, Malaysia

Inflation Rates: US, Euro Zone & Japan
(% price change from a year earlier)



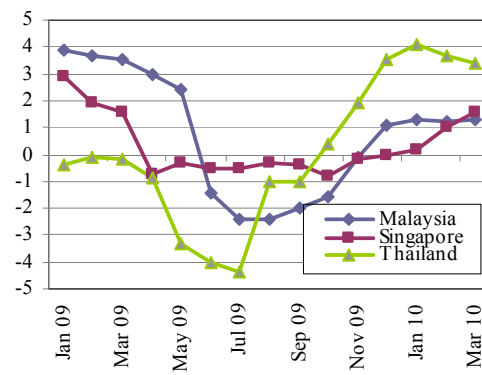
Sources: IMF and Economist (1 May 2010)

Inflation Rate: China, Hong Kong & South Korea
(% price change from a year earlier)



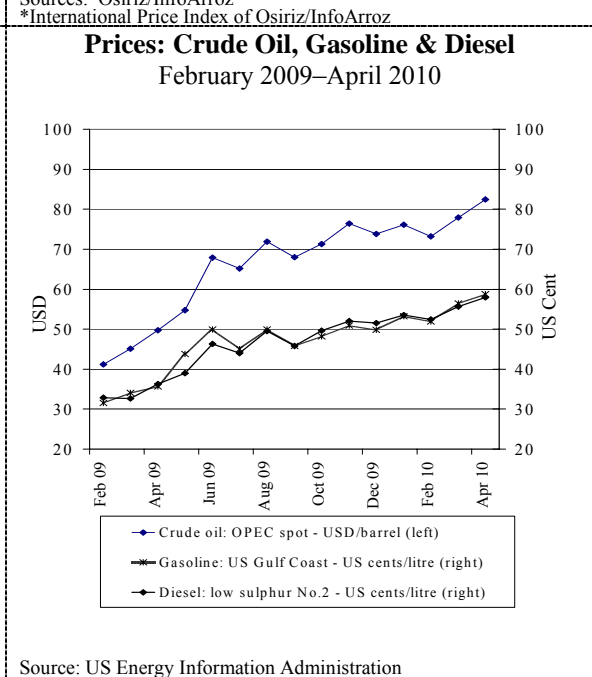
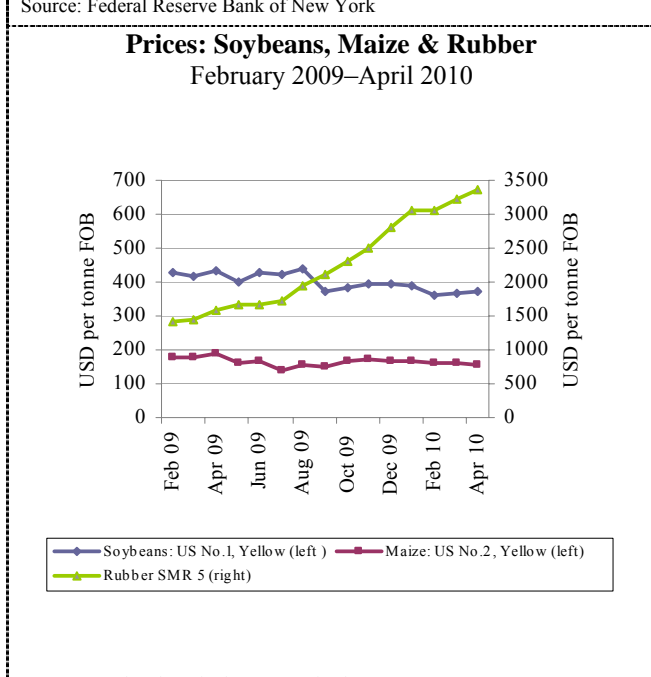
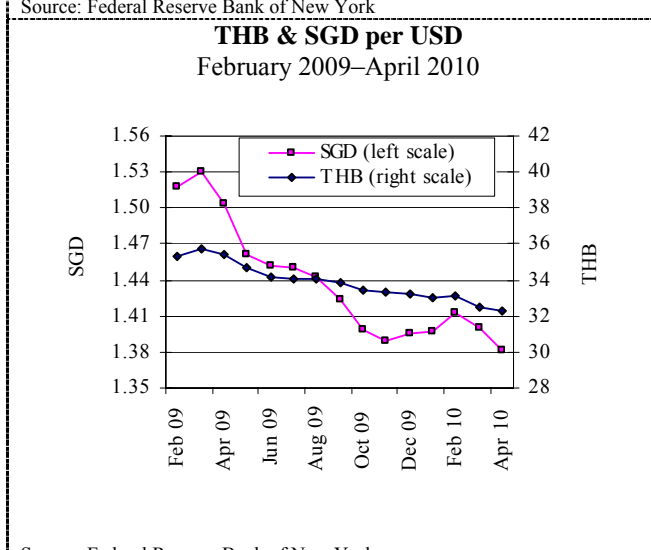
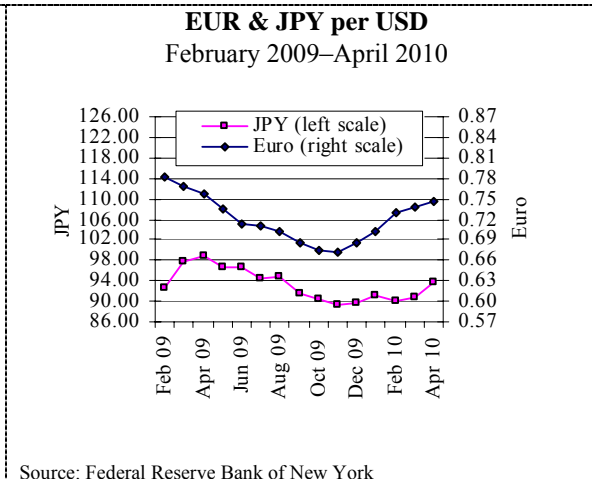
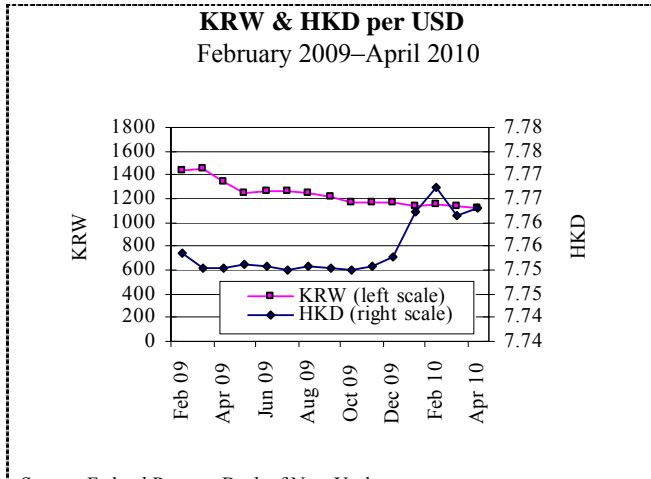
Sources: IMF and Economist (1 May 2010)

Inflation Rate: Selected ASEAN Countries
(% price change from a year earlier)



Sources: IMF and Economist (1 May 2010)

អត្រាប្តូរប្រាក់ និង តម្លាទំនិញសំខាន់ៗនៅទីផ្សារអន្តរជាតិ
Exchange Rates and Commodity Prices in World Markets



ព័ត៌មានសេដ្ឋកិច្ច

Economic News

ព័ត៌មានសេដ្ឋកិច្ចសំខាន់ៗ

សន្និសីទបច្ចេកទេសនៃសហព័ន្ធអ្នកផលិតស៊ីម៉ង់ត៍អាស៊ាន (AFCM) លើកទី២២ នៅវៀតណាម ៖ ទីភ្នាក់ងារសារព័ត៌មានវៀតណាម បានរាយការណ៍ថា សន្និសីទបច្ចេកទេសនៃសហព័ន្ធអ្នកផលិតស៊ីម៉ង់ត៍ អាស៊ានលើកទី២២ បានប្រព្រឹត្តទៅនៅទីក្រុងដាណាង ប្រទេសវៀតណាម កាលពីថ្ងៃទី ២៨ មេសា ២០១០។ សន្និសីទនេះ រៀបចំដោយ AFCM សហការជាមួយ សមាគមស៊ីម៉ង់ត៍ជាតិវៀតណាម ហើយមាន អ្នកចូលរួមប្រមាណ ៥០០នាក់ដែលជាតំណាងពួកអ្នកផ្គត់ផ្គង់សម្ភារៈ និងផលិតករស៊ីម៉ង់ត៍ធំៗ នៅក្នុងបណ្តាប្រទេសសមាជិកអាស៊ាន និងប្រទេសផ្សេងៗទៀត ។ ក្រោមប្រធានបទ “ផលិតភាពបៃតង ក្នុងវិស័យស៊ីម៉ង់ត៍” អ្នកចូលរួមបានធ្វើការពិភាក្សាដោយផ្ដោតលើ ដំណោះស្រាយក្នុងផលិតកម្មស៊ីម៉ង់ត៍ ដើម្បីសន្សំសំចៃថាមពល និង ឥន្ធនៈ បង្កើនផលិតភាព និងការពារបរិស្ថាន ។ សន្និសីទមាន រយៈពេលពីរថ្ងៃនេះ បានផ្តល់ឱកាសឱ្យអ្នកផ្គត់ផ្គង់សម្ភារៈ និង ផលិតករស៊ីម៉ង់ត៍ ធ្វើការចែករំលែកការរកឃើញថ្មី និងបច្ចេកទេសថ្មីៗ បំផុត ក៏ដូចជាការអភិវឌ្ឍន៍បច្ចេកវិទ្យាក្នុងការផលិតស៊ីម៉ង់ត៍ ។ លោក Nguyen Tran Nam អនុរដ្ឋមន្ត្រីនៃក្រសួងសាងសង់របស់ប្រទេស វៀតណាម បានមានប្រសាសន៍នៅក្នុងសន្និសីទថា ការផលិតស៊ីម៉ង់ត៍ ប្រើប្រាស់សម្ភារៈ និងឥន្ធនៈយ៉ាងច្រើន ហើយវាបញ្ចេញនូវ ខ្លួនផ្ទះកញ្ចក់ ខ្លួនពុល និងផលិតផលយ៉ាងច្រើន ។ ហេតុនេះ ការអនុវត្តបច្ចេកវិទ្យាផលិតភាពបៃតង អាចជួយឱ្យវិស័យស៊ីម៉ង់ត៍មាន ការអភិវឌ្ឍប្រកបដោយចីរភាព ។ របាយការណ៍ដែលបានបង្ហាញ ទៀតថា អ្នករៀបចំក៏បានរៀបចំការតាំងពិព័ណ៌មួយមាន ៤១ស្តង់ ដែលបង្ហាញពី ដំណោះស្រាយជាលក្ខណៈបច្ចេកទេសឈានមុខក្នុង វិស័យស៊ីម៉ង់ត៍ ។ AFCM បានកកើតឡើងនៅឆ្នាំ១៩៧៧ និងរួមមាន សមាគមចំនួន ៧ មកពីប្រទេសព្រុយណេ ឥណ្ឌូនេស៊ី ហ្វីលីពីន ម៉ាឡេស៊ី ថៃ សិង្ហបុរី និងវៀតណាម ។ (ប្រភព៖ Xinhua ថ្ងៃទី ២៨ មេសា)

Economic News Highlights:

22nd Technical Symposium of ASEAN Federation of Cement Manufacturers opens in Vietnam

The 22nd Technical Symposium of the ASEAN Federation of Cement Manufacturers (AFCM) opened in Vietnam's central city of Danang on 28 April, the Vietnam News Agency reported. The technical symposium, jointly organised by the AFCM and the Vietnam National Cement Association, drew nearly 500 representatives of large cement producers and equipment suppliers in the Association of South-East Asian Nations and elsewhere. Under the theme “Green productivity in the cement industry”, the participants focused their discussions on solutions in cement production to save energy and fuel, raise productivity and protect the environment. The two-day event provided cement producers and equipment suppliers with an opportunity to exchange latest techniques and innovative solutions as well as to upgrade technologies in cement manufacturing, said the report. Cement manufacturing consumes a lot of fuels and materials and produces a large amount of dust, toxic gases and greenhouse effects, said Nguyen Tran Nam, the Vietnamese deputy minister of construction. Therefore, the application of green productivity technology might help the cement industry develop sustainably. According to the report, the organisers also held an exhibition of 41 booths displaying advanced technical solutions in the cement industry. The AFCM was established in 1977. It comprises seven cement associations in Brunei, Indonesia, the Philippines, Malaysia, Thailand, Singapore and Vietnam. (Source: Xinhua, 28 April)

Links to other economic news:

1. “China urged to drive ‘hard bargain’ with US on yuan” (http://news.yahoo.com/s/afp/20100519/bs_afp/chinaus_diplomacyeconomyyuan)
2. “ASEAN+3 financial co-op gains new momentum” (http://news.xinhuanet.com/english2010/indepth/2010-04/08/c_13242892.htm)
3. “Monetary policy change depends on economic condition, stimulus exit cautious: China’s central bank governor” (http://news.xinhuanet.com/english2010/china/2010-03/06/c_13199520_2.htm)
4. “Time tight, action needed towards building ASEAN Community” (http://news.xinhuanet.com/english2010/world/2010-04/09/c_13244310_4.htm)
5. “China lays out blueprint as parliament session starts amid concerns over economic recovery” (http://news.xinhuanet.com/english2010/china/2010-03/06/c_13199146.htm)