

វិទ្យាស្ថានបណ្តុះបណ្តាល និង គ្រូបាទប្រធានដើម្បីអភិវឌ្ឍន៍កម្ពុជា

**CDRI-Cambodia's Leading Independent
Development Policy Research Institute**

របាយការណ៍ខ្លីៗស្តីពីសេដ្ឋកិច្ចកម្ពុជា

Flash Report on the Cambodian Economy

មីនា ២០០៨ / March 2008

សំរំ ច័ន្ទហង់ / Saing Chan Hang

ដាន់ ជានីស / Phann Dalis

ប៉ុន ជ័រណា / Pon Dorina

ហ៊ុន ហ៊ុន / Hing Vutha

ភឹម រុនស៊ុនារិទ្ធ / Phim Runsinarith

បកប្រែដោយ: យូ សិទ្ធិវិទ្ធ និង យេន សុផានី

ភ្នំពេញ កម្ពុជា

Phnom Penh, Cambodia

TO SUBSCRIBE, PLEASE CONTACT:

*Office Address: #56, Street 315, Tuol Kork, Phnom Penh, Cambodia, Postal Address: CDRI, PO Box 622 Phnom Penh, Cambodia
Tel: (855-23) 881-384/881-701/881-916/883-603 Fax: (855-23) 880-734 E-mail: pubs@cdri.forum.org.kh. Web site: http://www.cdri.org.kh*

បកស្រាយតារាងសំខាន់ៗ

សេចក្តីសង្ខេបនេះ ពិពណ៌នាពីការប្រែប្រួលស្ថានភាពសេដ្ឋកិច្ចមួយចំនួនរបស់កម្ពុជា និងដៃគូរបស់ប្រទេសនេះ ។ អត្ថបទនេះ ផ្តល់ការប្រៀបធៀបពីបំរែបំរួលតួលេខនៃខែថ្មីនេះ ជាមួយនឹងខែមុនៗក្នុងឆ្នាំ២០០៨ និង ២០០៧ ។

អំឡុងត្រីមាសទី៤ ឆ្នាំ២០០៧ តំលៃសរុបរបស់អនុម័តវិនិយោគឯកជនលើទ្រព្យសកម្មជាប់លាប់ក្នុងវិស័យសេវាកម្ម បានធ្លាក់ចុះយ៉ាងខ្លាំងពី ៩៥៧.៧ លានដុល្លារ នៅត្រីមាសមុន មកត្រឹម ៣១១.១លានដុល្លារ ។ វិស័យពិរេងផ្សេងទៀត ដូចជា កសិកម្ម និង ឧស្សាហកម្ម បង្ហាញនូវកំណើនតិចតួច ។ ចំពោះគំរោងសាងសង់វិញ នៅខែតុលា ឆ្នាំ២០០៧ មានការកើនឡើងគួរអោយកត់សំគាល់ខាងសំណង់ផ្ទះល្វែង និង គំរោងសាងសង់ផ្សេងៗទៀត រីឯសំណង់វិទ្យា និង ភូមិគ្រឹះ នៅតែមានសកម្មភាពតិចតួច ក្នុងអំឡុងពីរខែចុងក្រោយនេះ ។

នៅខែធ្នូ ២០០៧ ភ្ញៀវមកដល់កម្ពុជាមានចំនួន ២៥៣.០០០នាក់ ធៀបនឹង ១៩៤.០០០នាក់ កាលពីខែមុន ។ តួលេខនេះ ក៏ខ្ពស់ជាងតួលេខនៅខែដូចគ្នា ឆ្នាំ២០០៦ ផងដែរ ដែលមានភ្ញៀវត្រឹមតែ ២១៤.០០០នាក់ ប៉ុណ្ណោះ ។ នៅអំឡុងខែធ្នូ ឆ្នាំ២០០៧ ភ្ញៀវមកសំរាកលំហែមានចំនួនយ៉ាងច្រើន ដល់ទៅ ៧៤% នៃចំនួនភ្ញៀវមកដល់សរុប ។

នៅខែមករា ២០០៨ តំលៃទូទៅរបស់ទំនិញគ្រប់មុខ កើនឡើង ០.០២% ។ ក្នុងនោះ ថ្លៃម្ហូបអាហារ និង ភេសជ្ជៈ កើន ០.០២% ហើយថ្លៃដឹកជញ្ជូន កើន ០.០១% ។ ធៀបនឹងខែដូចគ្នា ឆ្នាំ២០០៧ ថ្លៃទំនិញទូទៅ កើនយ៉ាងខ្លាំងដល់ទៅ ១៨.៧% រីឯថ្លៃម្ហូបអាហារ និង ភេសជ្ជៈ កើន ២៤.៣% ហើយថ្លៃដឹកជញ្ជូន កើន ១០.២% ។

នៅខែកុម្ភៈ ២០០៨ ថ្លៃសាំង និង ម៉ាស៊ូត កើនឡើងបន្តិច គឺ ១.១០% និង ១.៤៥% ។ ប៉ុន្តែ បើធៀបនឹងខែកុម្ភៈ ឆ្នាំ២០០៧ វិញ ថ្លៃសាំង កើនយ៉ាងខ្លាំងដល់ទៅ ២១% និង ថ្លៃម៉ាស៊ូត កើន ២៧.៤% ។

ក្នុងអំឡុងខែវិច្ឆិកា និង ខែធ្នូ ឆ្នាំ២០០៧ អត្រាការប្រាក់សំរាប់បញ្ជីជាប្រាក់រៀល និង ប្រាក់ដុល្លារនៅថ្ងៃត្រឹម ៧.០% និង ៤.៩% ។ នៅខែកុម្ភៈ ឆ្នាំ២០០៨ តំលៃប្រាក់រៀលកម្ពុជា កើនឡើងបន្តិចទល់នឹង

Highlights

This brief aims to depict changes to a number of economic indicators of Cambodia and its partners. It compares the variations of figures for the current month with those of the earlier months in 2008 and in 2007.

During the fourth quarter of 2007, the total value of fixed asset private investment approvals in the service sector declined markedly from USD 957.7 million in the earlier quarter to USD 311.1 million, while the other two sectors, i.e. agriculture and industry, showed a slight upward spike. For construction projects, in October 2007 there was a noticeable rise in flat construction and other construction-related projects, while the construction of villas and houses remained stagnant during the last few months.

The number of visitor arrivals reached 253,000 persons in December 2007 compared with 194,000 persons in the previous month. The figure is also higher than that of the same month in 2006, which had 214,000 persons. Holiday visitors are the dominant group, constituting almost 74 per cent of the total number of visitor arrivals during the final month of 2007.

In January 2008, overall prices of all commodities increased by 0.02 percent. Therein, prices of food and non-food beverages rose by 0.02 percent and those of transportation by 0.01 percent. By comparing with the same month of 2007, overall prices increased considerably by 18.7 percent, while prices of food and on-food beverages were escalated by 24.3 percent, and those of transportation by 10.2 percent.

In February 2008, gasoline and diesel prices showed slight increases of 1.10 percent and 1.45 percent, respectively. However, in comparison with gasoline and diesel prices in February 2007, prices for the same month in 2008 have increased by 21 percent for gasoline and 27.4 percent for diesel.

There were stable rates of riel and dollar deposits at 7.0 percent and 4.9 percent respectively between November and December 2007. In February 2008, there were slight rises

ប្រាក់ដុល្លារUS និង ប្រាក់បាតថៃ ប៉ុន្តែវានៅថេរ ទល់នឹងប្រាក់ដុល្លារ
វៀតណាម។ ប្រាក់រៀលកើន 0.07% ទល់នឹងប្រាក់ដុល្លារUS និង
0.03% ទល់នឹងប្រាក់បាតថៃ ។

នៅខែវិច្ឆិកា ឆ្នាំ២០០៧ ការនាំចេញសរុបកើនឡើង ១៩.៥% ដល់ ២៨២.៨
លានដុល្លារ ធៀបនឹងខែមុន ដែលមានកំណើនតែ ២៣៦.៨លានដុល្លារ។
ការនាំចេញសំលៀកបំពាក់ ជាកត្តាជំរុញសំខាន់ដល់កំណើននាំចេញសរុប
ដោយសារចំណែករបស់វានៅក្នុងការនាំចេញថ្នាក់ជាតិសរុបមាន ៩២.៥% ។
ការនាំចេញកៅស៊ូ និង ត្រី ក៏ជាកត្តាជំរុញសំខាន់ដែររបស់ប្រទេសកម្ពុជាផងដែរ។
ចំពោះការនាំចូលវិញ នៅខែវិច្ឆិកា ឆ្នាំ២០០៧ ការនាំចូលបារី ស៊ីម៉ង់ត៍ និង
ផលិតផលប្រេង កើនឡើង ខណៈពេលដែលការនាំចូលដែក ថយចុះ ។

នៅខែកញ្ញា ឆ្នាំ២០០៧ អតិរេកថវិការដ្ឋាភិបាល ខ្ពស់ជាងកាលពីខែមុន។
អតិរេកនេះ កើនពី ៨៩.០ពាន់លានរៀល នៅខែសីហា ដល់ ១៣៦.០ពាន់
លានរៀល នៅខែកញ្ញា ២០០៧។ ចំពោះការប្រមូលចំណូល ចំណូលពន្ធ
និងមិនមែនពន្ធលើពាណិជ្ជកម្មក្នុងប្រទេស និង អន្តរជាតិ កើនឡើង
បើធៀបនឹងខែកញ្ញា ឆ្នាំ២០០៦។ ចំពោះខាងចំណាយចរន្តវិញ ចំណាយ
លើប្រាក់បៀវត្សរ៍ កើនឡើង ប៉ុន្តែចំណាយលើឧបត្ថម្ភធន និង ជំនួយសង្គម
ថយចុះបន្តិច ។

អតិផរណាកើនឡើងពេញលេញតំបន់ក្នុងពិភពលោក។ ក្នុងនោះ នៅ
ខែមករា ឆ្នាំ២០០៨ អតិផរណាប្រទេសចិនមានកំរិតខ្ពស់ គឺ ៧.១%
រីឯប្រទេសម៉ាឡេស៊ី មានអតិផរណា ៦.៦% ថៃ ៤.៣% និង កូរ៉េខាងត្បូង
៣.៩% ។ សហរដ្ឋអាមេរិកក៏ធ្លាប់ឆ្លងកាត់អតិផរណាខ្ពស់ដែរ គឺ ៤.៣% ។
នៅខែមិនា ឆ្នាំ២០០៨ រូបិយវត្ថុសហរដ្ឋអាមេរិក បន្តធ្លាក់ថ្លៃទល់នឹង
រូបិយវត្ថុជប៉ុន ដូចជា ប្រាក់យ៉េនជប៉ុន ដុល្លារសិង្ហបុរី វ៉ុនកូរ៉េ និង អឺរ៉ូ ។

នៅខែកុម្ភៈ ឆ្នាំ២០០៨ ថ្លៃទំនិញដូចជា សណ្តែកសៀង ពោត ប្រេងឆា និង
អង្ករនៅទីផ្សារអន្តរជាតិ បង្ហាញនូវសញ្ញាវិជ្ជមានដល់កសិករ និង ឈ្មួញ
ទំនិញនានា។ ក្នុងនោះ ថ្លៃសណ្តែកសៀង កើនឡើងដល់ ៤៧៥.៣០
ដុល្លារ/តោន ធៀបនឹងខែមុន ៤២៧.៤០ដុល្លារ/តោន។ ថ្លៃពោត និង
ប្រេងឆា ក៏កើនឡើងដែរ ដោយពោត កើនពី ១៨៤.៣០ដុល្លារ/តោន ដល់
២០០.៥០ដុល្លារ/តោន និង ប្រេងឆា កើនពី ៩៦០.០០ដុល្លារ/តោន ដល់
១០៥២.១០ដុល្លារ/តោន។ ថ្លៃអង្ករ ក៏កើនពី ៣៥៩.២០ ដុល្លារ/តោន
នៅខែមករា ដល់ ៤២០.៨០ដុល្លារ/តោន នៅខែកុម្ភៈ ឆ្នាំ២០០៨។

in Cambodian riel values against US dollar and Thai baht, but the riel was stable against Vietnamese dong. The rises were at 0.07 percent against the US dollar, and 0.03 percent against Thai baht.

In November 2007 total exports increased by 19.5 percent, reaching USD 282.8 million from USD 236.8 million in the previous month. Garment exports were the key driver of the rise in total exports, as their share of total national export was 92.5 percent, while rubber and fish exports were also prominent drivers after garments. On the import side, in November 2007 imports of cigarettes, cement and petroleum products rose, while steel imports declined.

In September 2007, the government budget surplus was higher than that of the previous month in the same year. The surplus jumped from KHR 89.0 billion in August to KHR 136.0 billion in September 2007. In terms of revenue collection, domestic and international trade taxes and non-tax revenue were higher than those of the same month in the previous year. On the current expenditure side, there was an increase in wage disbursement, but a slight decline in expenses on subsidies and social assistance.

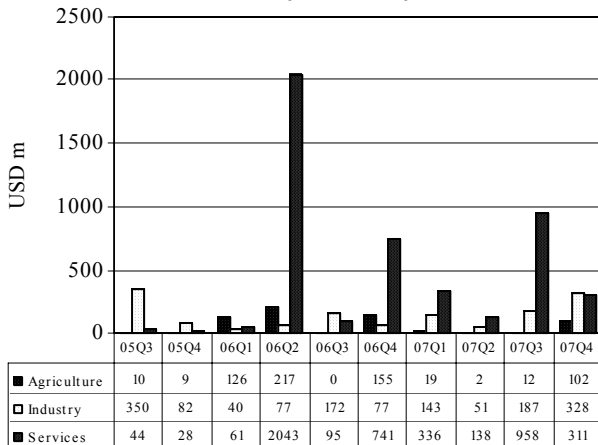
Inflation has risen across the region. In January 2008 China's inflation reached a high level of 7.1 percent, with Malaysia at 6.6 percent, Thailand at 4.3 percent, and South Korea at 3.9 percent. The US also experienced a high inflation spike at 4.3 percent. In March 2008, the US currency continued to depreciate against a number of currencies, namely Japanese yen, Singapore dollar, Korean won, and the euro.

In February 2008, prices of commodities such as soybeans, maize, palm oil and rice in the international market showed promising signs for farmers and commodity traders. The soybean price per tonne was USD 475.30, up from USD 427.40 in the previous month. Maize and palm oil prices also rose to USD 200.50 and USD 1052.10 from USD 184.30 and USD 960.00, respectively. The price of rice also escalated from USD 359.20 in January to USD 420.80 in February 2008.

សកម្មភាពសេដ្ឋកិច្ចសំខាន់ៗ និង ថ្លៃទំនិញរបស់កម្ពុជា

Main Economic Activities and Consumer Prices of Cambodia

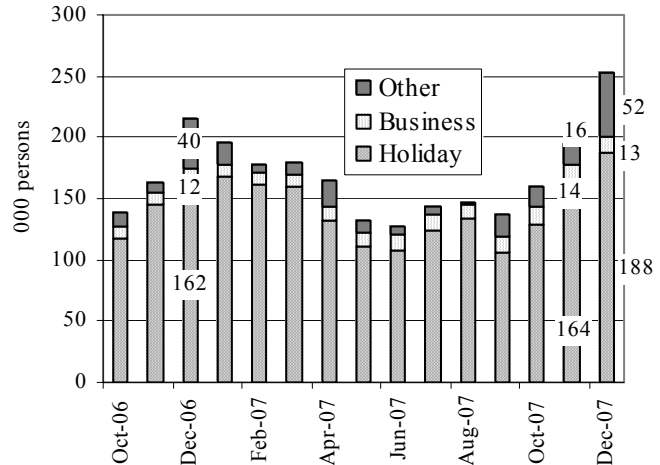
Fixed Asset Private Investment Approvals
2005 Q3–2007 Q4



Including expansion projects

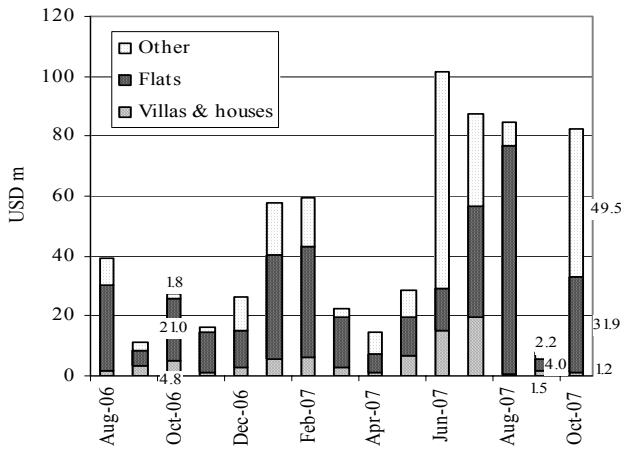
Source: Council for the Development of Cambodia

Cambodia: Foreign Visitor Arrivals
October 2006–December 2007



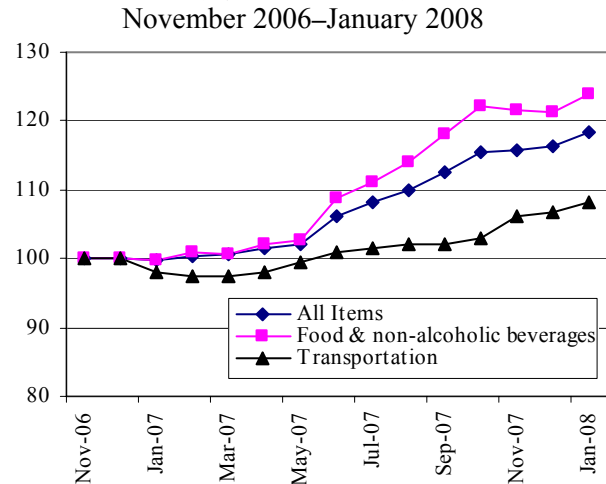
Source: Ministry of Tourism

Phnom Penh: Value of Construction Approvals
August 2006–October 2007



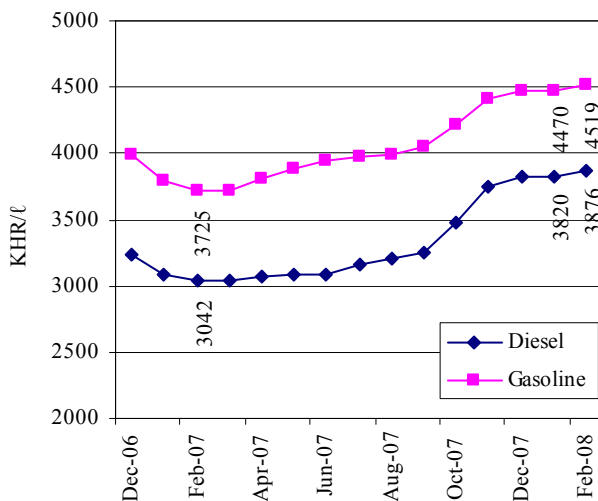
Source: Economic & Monetary Statistics, NBC

Cambodia: Consumer Price Index
(July–December 2006=100)



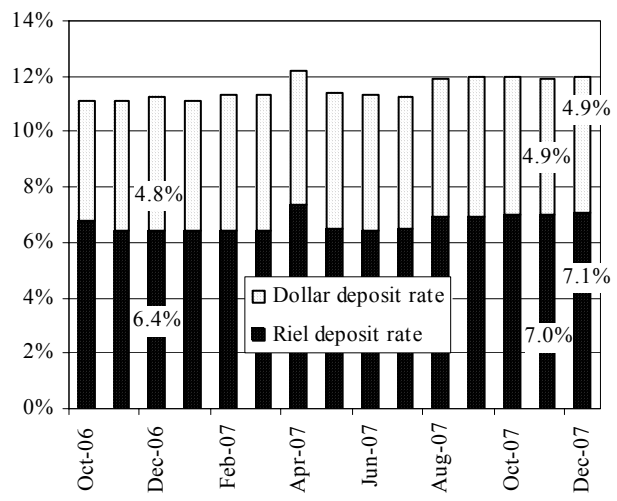
Source: National Institute of Statistics

Phnom Penh: Gasoline & Diesel Prices
December 2006–February 2008



Source: CDRI

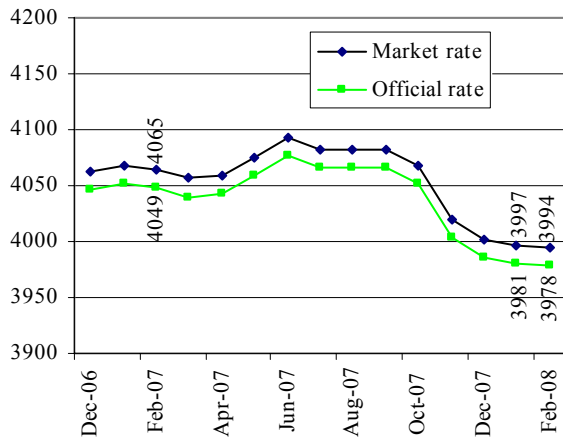
Interest Rates on 12-Month Bank Deposits
October 2006–December 2007



Source: Economic & Monetary Statistics, NBC

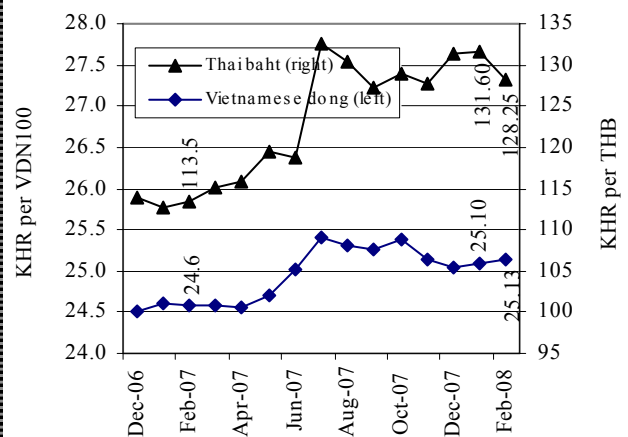
ស្ថានភាពអក្រាប្បប្រាក់ និង ជំនួយអភិវឌ្ឍន៍ពីក្រៅប្រទេស
Exchange Rates and External Development Assistance

Riels per US Dollar
 December 2006–February 2008



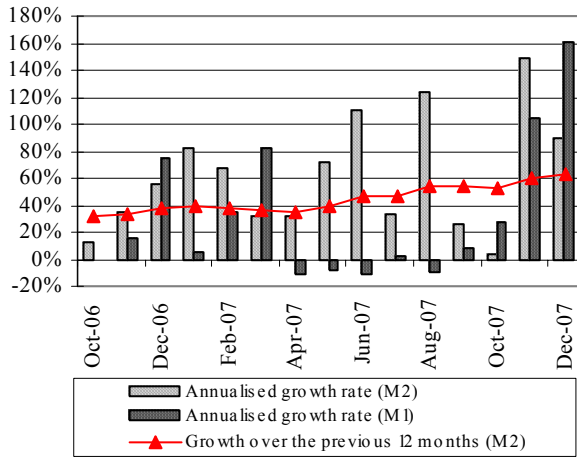
Source: National Bank of Cambodia

Riels per THB & VND
 December 2006–February 2008



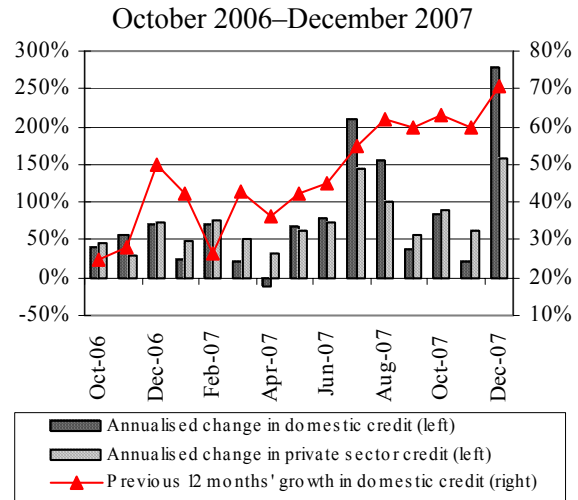
Source: National Bank of Cambodia

Monetary Survey
 October 2006–December 2007



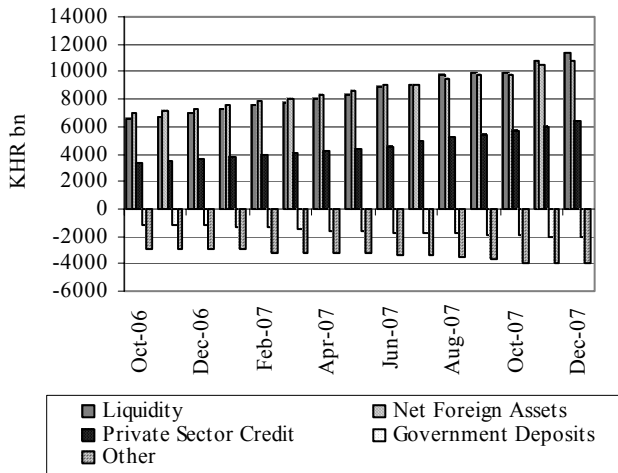
Source: National Bank of Cambodia

Domestic Credit
 October 2006–December 2007



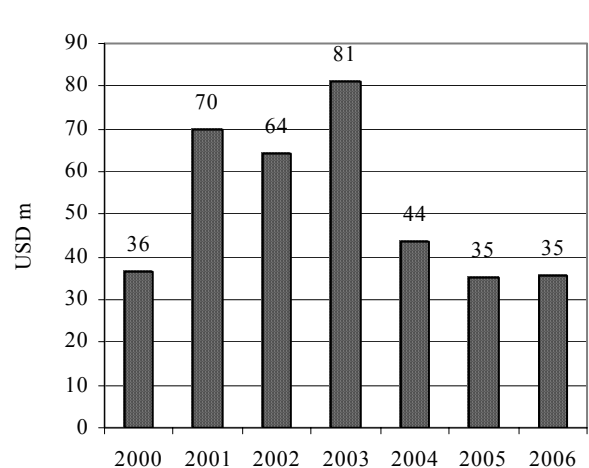
Source: National Bank of Cambodia

Monetary Operation
 October 2006–December 2007



Source: National Bank of Cambodia

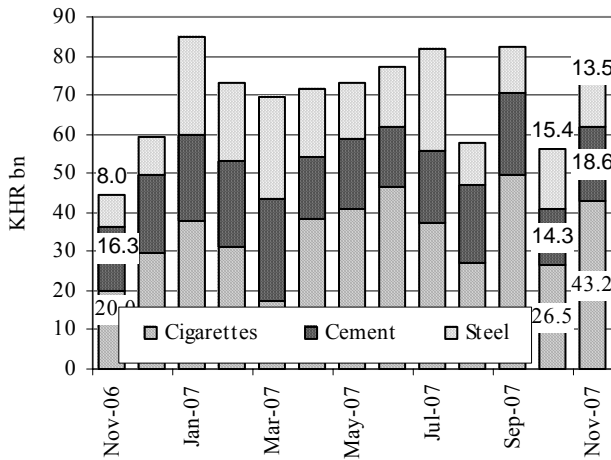
External Development Assistance Disbursement: Community and Social Welfare Services
 2000–2006



Source: Cambodia Aid Effectiveness Report 2007, CDC

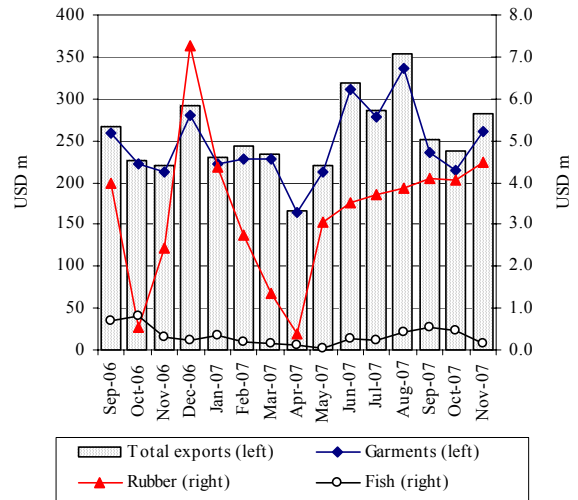
ពាណិជ្ជកម្មក្រៅប្រទេស និង ការអនុវត្តនីវិភាគជាតិ
External Trade and National Budget Operation

Imports: Cigarettes & Construction Materials
 November 2006–November 2007



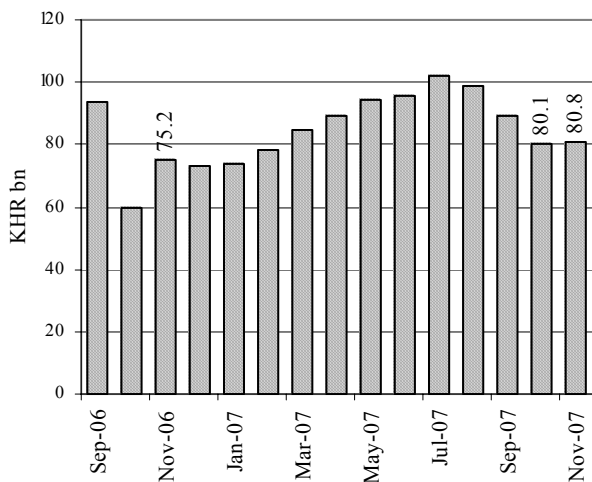
Source: Economic & Monetary Statistics, Monthly Bulletin of NBC

Cambodia: Main Exports
 September 2006–November 2007



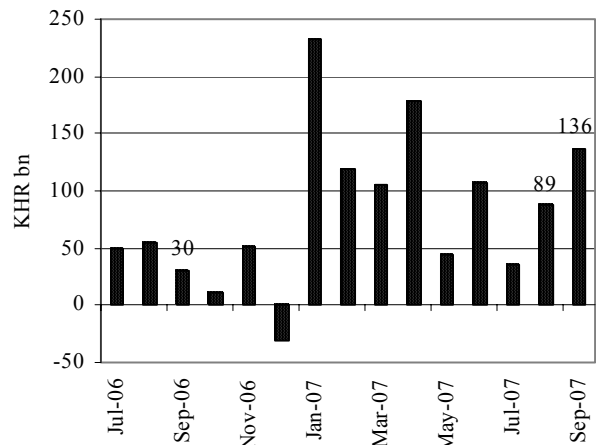
Source: Economic & Monetary Statistics, Monthly Bulletin of NBC

Imports: Petroleum Products
 September 2006–November 2007



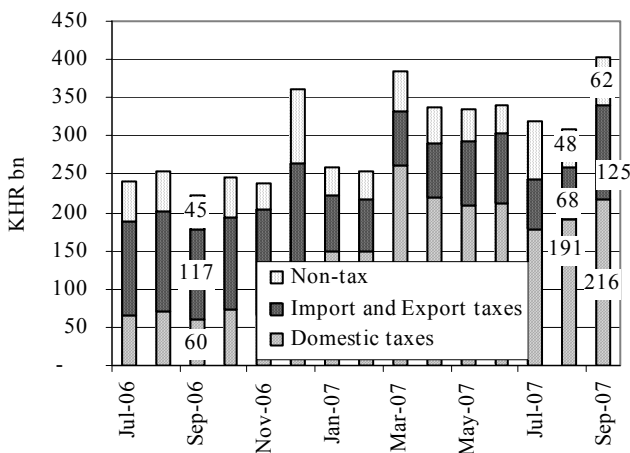
Source: Economic & Monetary Statistics, Monthly Bulletin of NBC

Current Budget Operations
 July 2006–September 2007



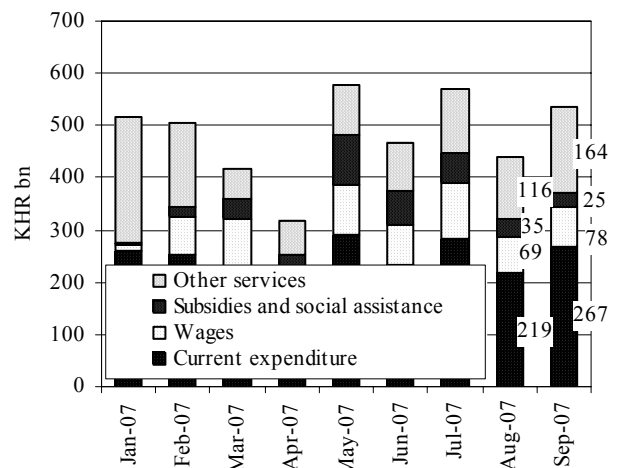
Source: MEF website

Current Budget Revenue
 July 2006–September 2007



Source: MEF website

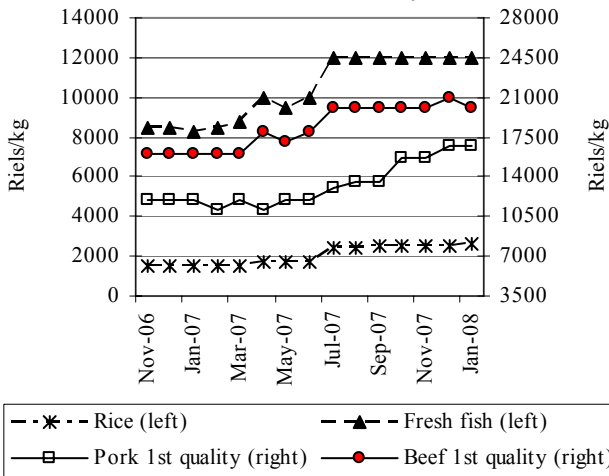
Current Budget Expenditure Components
 January 2007–September 2007



Source: MEF website

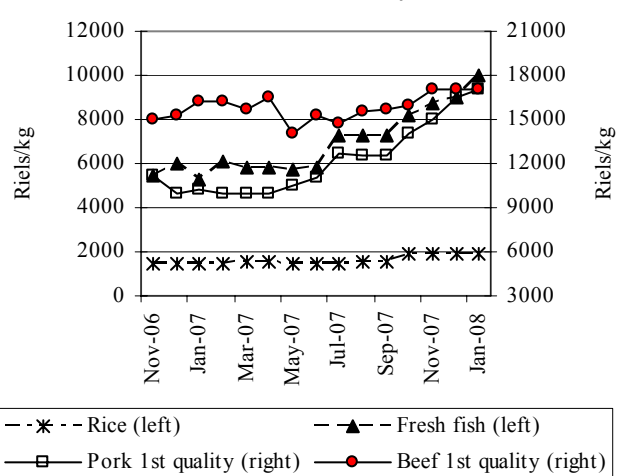
ថ្លៃទំនិញភាគបណ្តាខេត្តស្រែបមេសកម្ពុជា
Provincial Goods Prices in Cambodia

Cambodia: Food Price in Siem Reap Province
 November 2006–January 2008



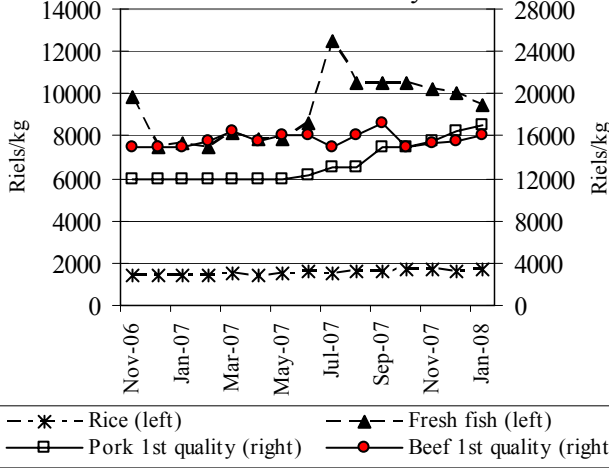
Source: CDRI

Cambodia: Food Price in Battambang Province
 November 2006–January 2008



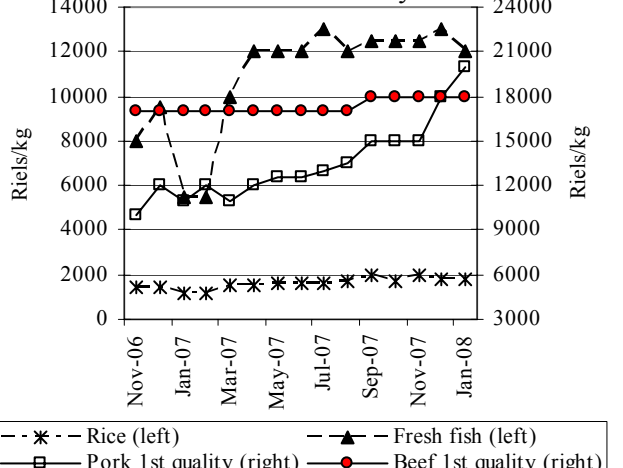
Source: CDRI

Cambodia: Food Price in Kg. Cham Province
 November 2006–January 2008



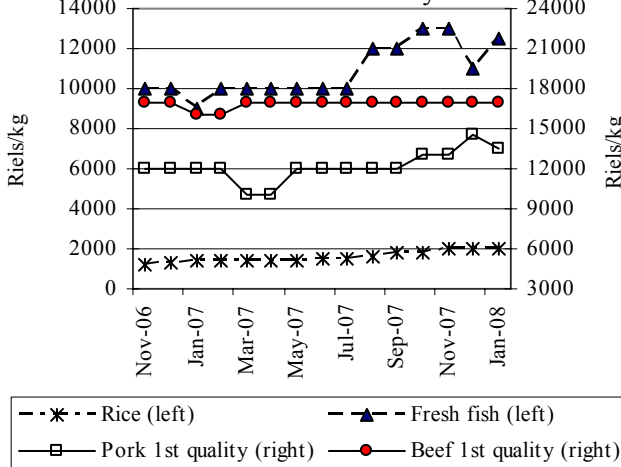
Source: CDRI

Cambodia: Food Price in Kampot Province
 November 2006–January 2008



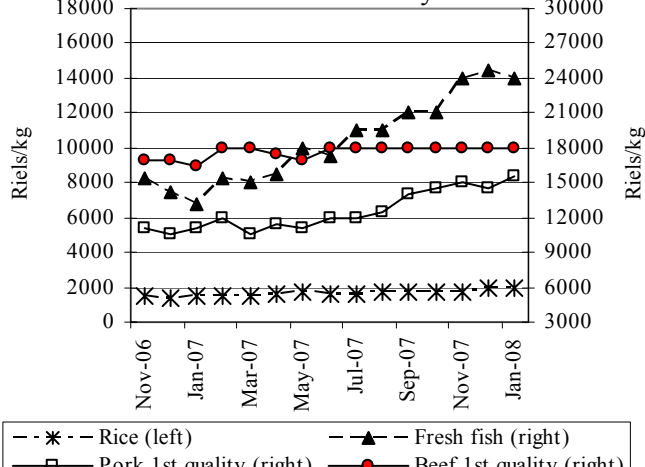
Source: CDRI

Cambodia: Food Price in Kandal Province
 November 2006–January 2008



Source: CDRI

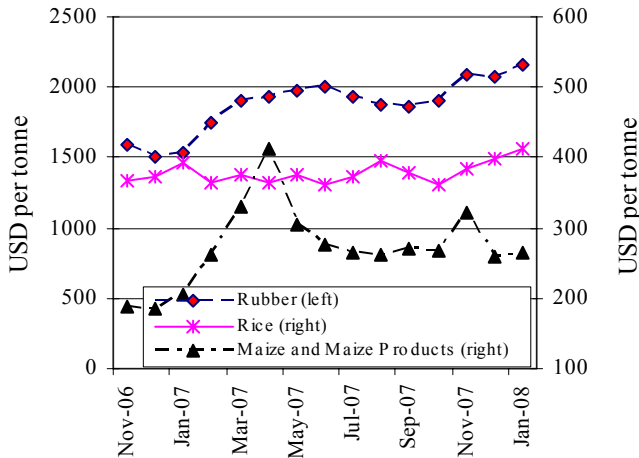
Cambodia: Food Price in Kg. Speu Province
 November 2006–January 2008



Source: CDRI

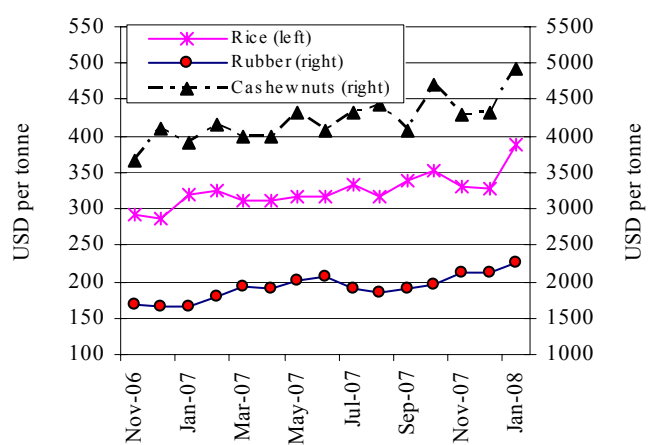
តំលៃទំនិញ ការនាំចេញ និង ចំនួនទេសចរអន្តរជាតិនៅក្នុងប្រទេសជាដៃគូរបស់កម្ពុជា
Goods Prices, Exports and International Tourist Arrivals to Partners of Cambodia

Thailand: Prices of Rubber, Rice and Maize
 November 2006–January 2008



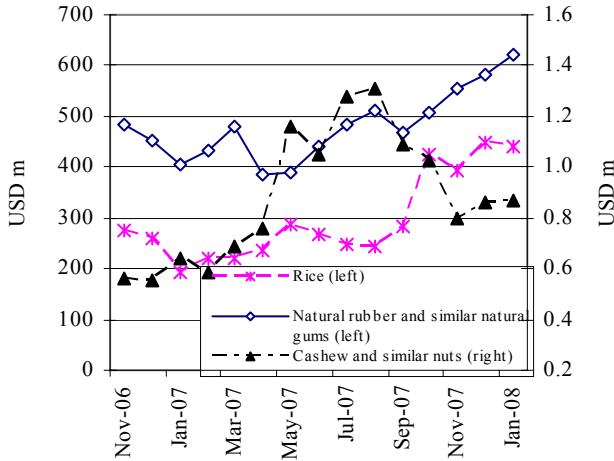
Source: Bank of Thailand, Foreign Trade and Balance of Payments

Vietnam: Prices of Rubber, Rice and Cashew Nuts
 November 2006–January 2008



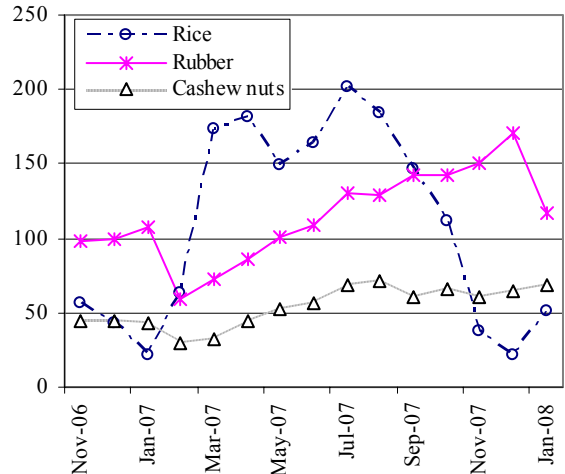
Source: General Statistics Office of Vietnam

Thailand: Exports to the World (USD m)
 November 2006–January 2008



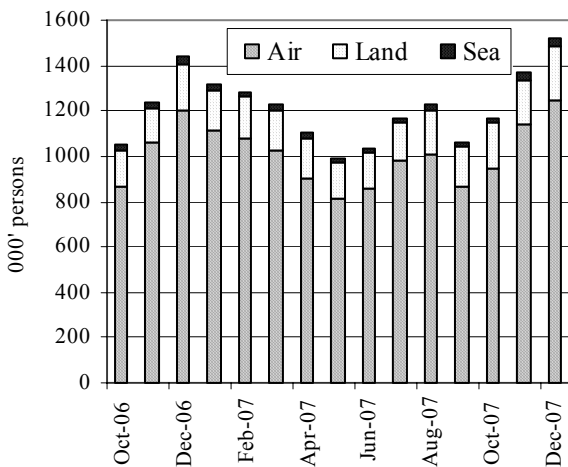
Source: The Customs Department of Thailand

Vietnam: Exports to the World (USD m)
 November 2006–January 2008



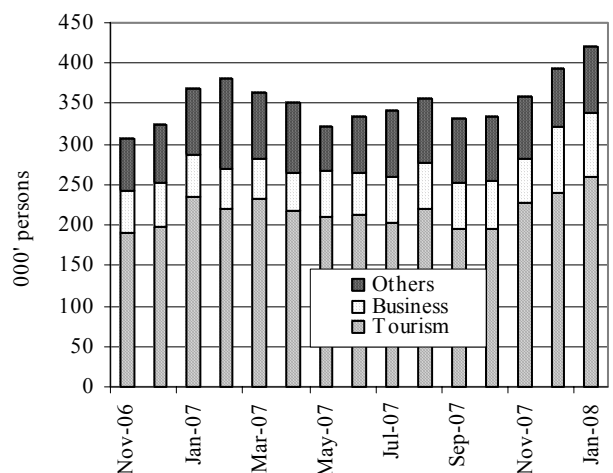
Source: General Statistics Office of Vietnam

Thailand: International Tourist Arrivals
 October 2006–December 2007



Source: The Tourism Authority of Thailand (TAT)

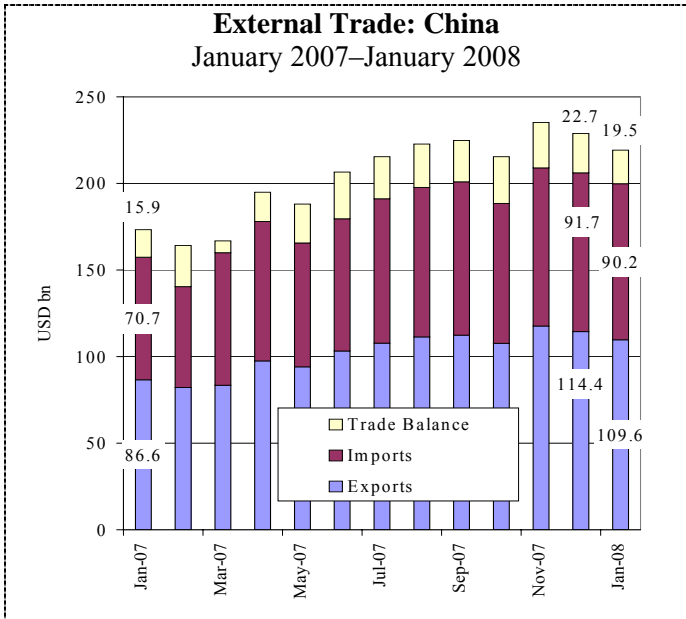
Vietnam: International Tourist Arrivals
 November 2006–January 2008



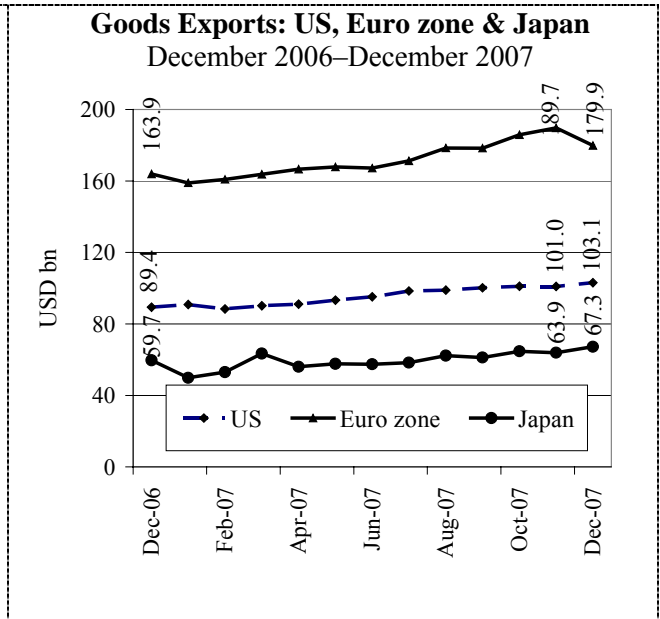
Source: General Statistics Office of Vietnam

សកម្មភាពសេដ្ឋកិច្ច និង ស្ថានភាពអត្រាអនិធននៃបណ្តាប្រទេសជាដៃគូរបស់កម្ពុជា

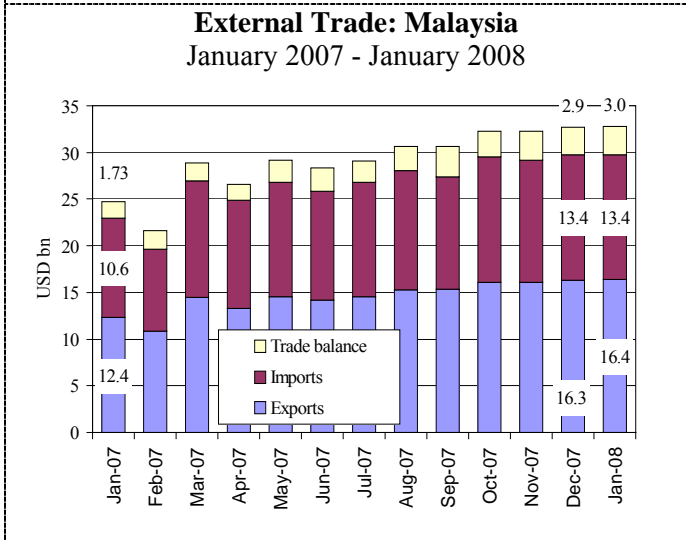
Economic Activity and Inflation Rates of Selected Economic Partners of Cambodia



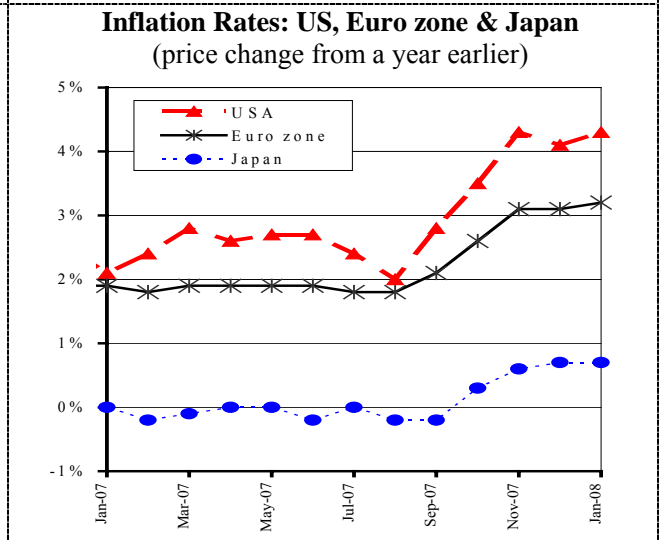
Source: National Bureau of Statistics of China



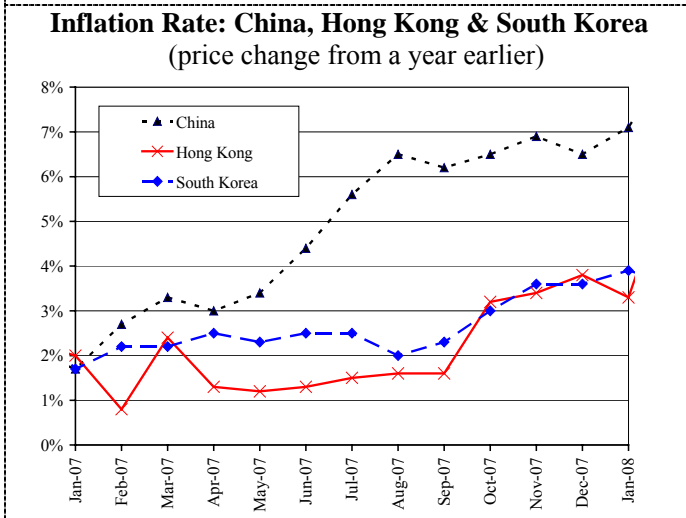
Sources: BEA, Eurostat and OECD



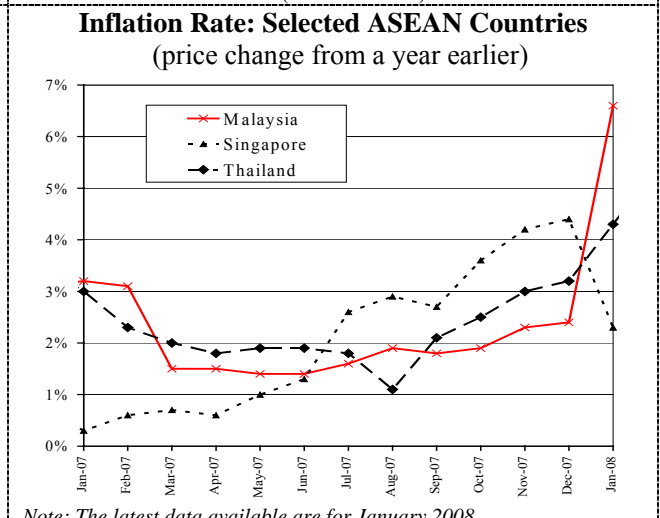
Source: Department of Statistics, Malaysia



Note: The latest data available are for January 2008.
Sources: IMF and Economist (27 March 2008)



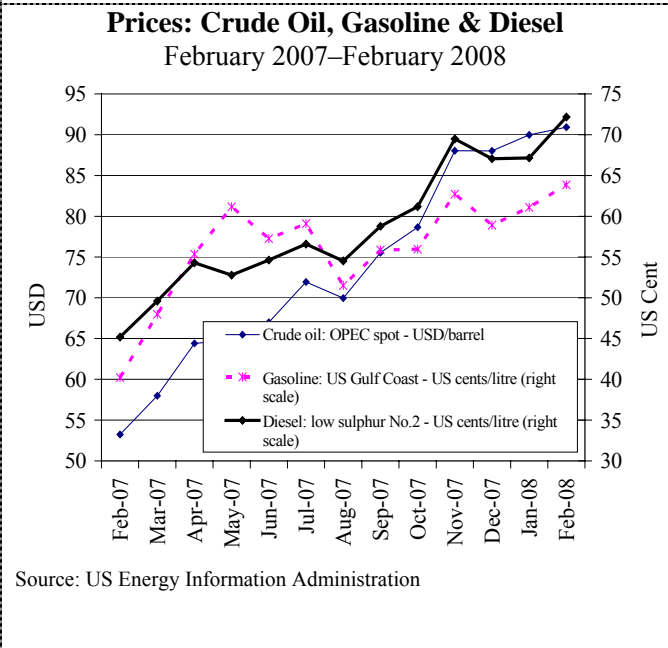
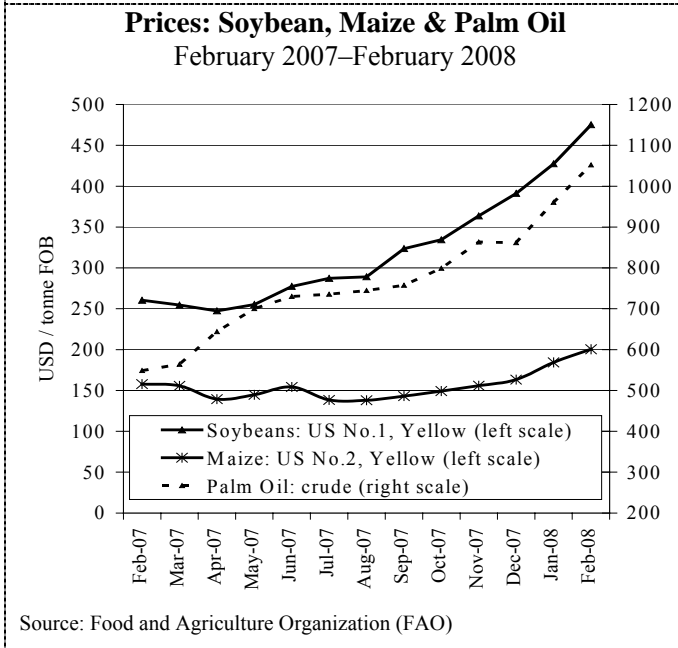
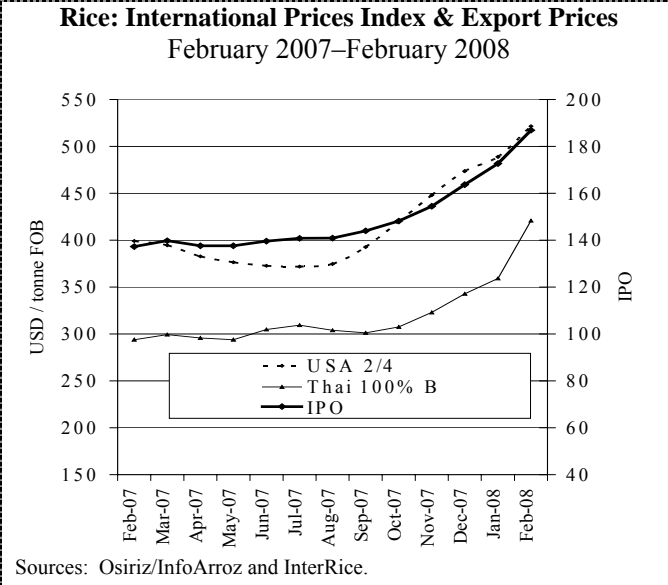
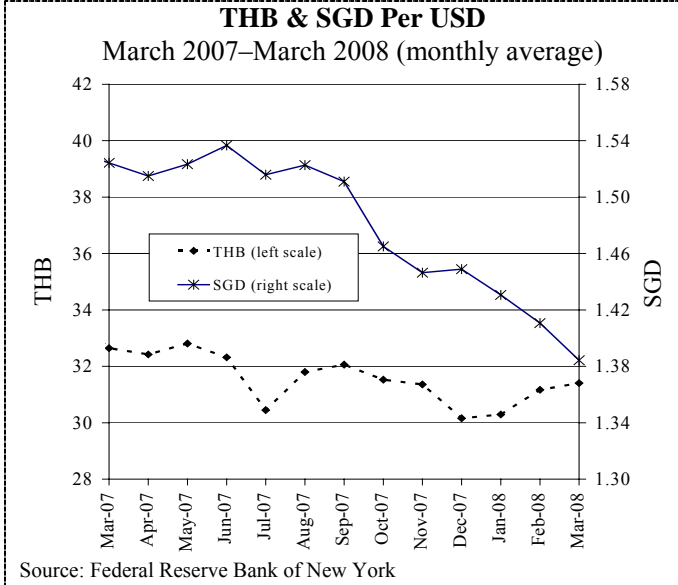
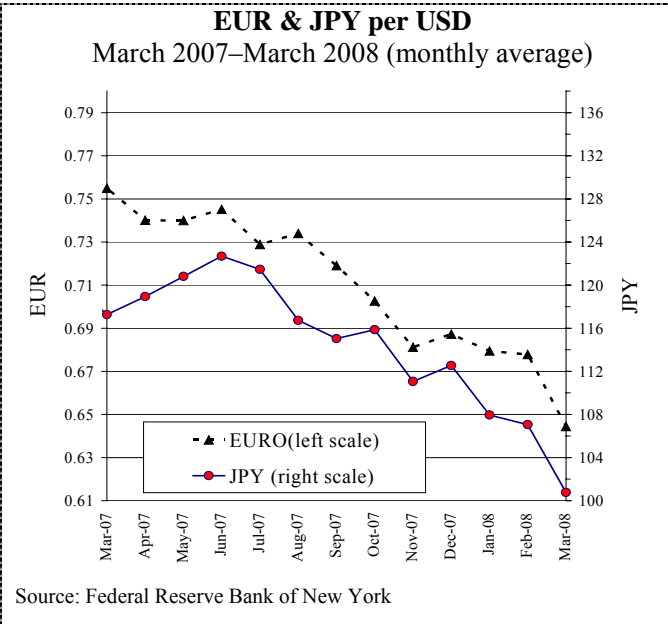
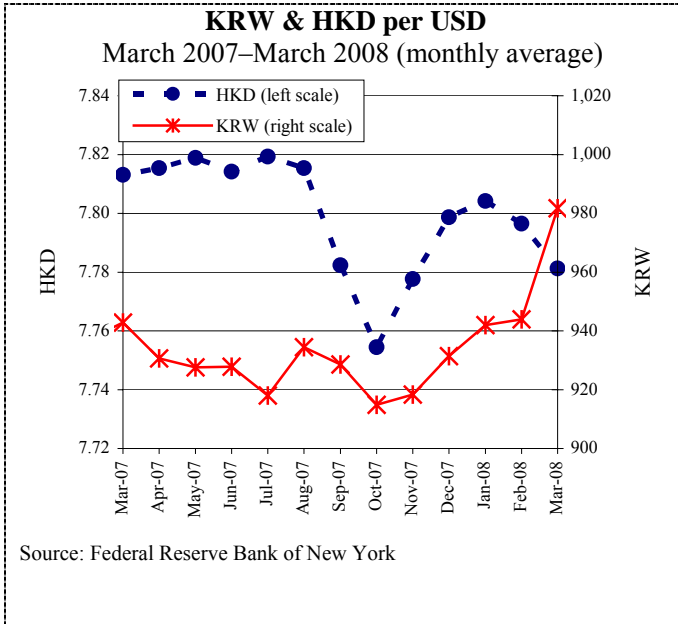
Note: The latest data available are for January 2008.
Sources: IMF and Economist (27 March 2008)



Note: The latest data available are for January 2008.
Sources: IMF and Economist (27 March 2008)

អត្រាប្តូររូបិយប័ណ្ណ និង ស្ថានភាពតំលៃទំនិញលើទីផ្សារអន្តរជាតិ

Exchange Rates and Commodity Prices in World Markets



ព័ត៌មានសេដ្ឋកិច្ច Economic News

ព័ត៌មានសេដ្ឋកិច្ចសំខាន់ៗប្រចាំខែមីនា:

ប្រទេសកម្ពុជាចាត់វិធានការទប់ស្កាត់កំណើនថ្លៃអង្ករ និង ម្ហូបអាហារ:
កាលពីថ្ងៃព្រហស្បតិ៍ រាជរដ្ឋាភិបាលកម្ពុជាអំពាវនាវសុំអោយមាន
ភាពស្ងប់ស្ងាត់ ដោយរាជរដ្ឋាភិបាលបានចាត់វិធានការសេដ្ឋកិច្ចជាប្រចាំ
ឆ្លើយតបនឹងការឡើងថ្លៃម្ហូបអាហារយ៉ាងខ្លាំងនេះ ។

វិធានការដែលផ្សាយក្នុងសេចក្តីថ្លែងការណ៍នាព្រឹកថ្ងៃពុធ បានធ្វើឡើង
បន្ទាប់ពីសម្តេចនាយករដ្ឋមន្ត្រី ហ៊ុន សែន ដាក់បញ្ជាអោយហាមឃាត់
ការនាំចេញអង្ករទៅប្រទេសជិតខាង គឺ ថៃ និង វៀតណាម ដើម្បីទប់
ថ្លៃផលិតផលមូលដ្ឋានក្នុងស្រុកអោយធ្លាក់ចុះវិញ ។ អង្ករចុះអន់ក្នុងទីផ្សារ
ក្រុងភ្នំពេញ ឡើងថ្លៃដល់ ២.០០០រៀល/គីឡូក្រាម (៥០សេន) ធៀបនឹង
១.៣០០រៀល/គីឡូក្រាម (៣០សេន) កាលពីខែមុន ។ រដ្ឋមន្ត្រី
ក្រសួងហិរញ្ញវត្ថុ ឯកឧត្តម គាត ឈុន អំពាវនាវអោយប្រជាជនកម្ពុជា
"រក្សាភាពស្ងប់ស្ងាត់... និងមិនទិញគ្រឿងឧបភោគបរិភោគស្តុកទុកច្រើនដែល
អាចធ្វើអោយស្ថានភាពកាន់តែយ៉ាប់ឡើង" ។ បន្ថែមពីលើការហាមឃាត់
ការនាំចេញអង្ករ រាជរដ្ឋាភិបាលបាននិយាយថា នឹងបញ្ជូនអង្ករលើស
តម្រូវការពីក្នុងស្តុករដ្ឋាភិបាល ដើម្បីធ្វើអោយអង្ករធ្លាក់ថ្លៃវិញ ។ អាជ្ញាធរ
មានសមត្ថកិច្ច ក៏បានបញ្ជាក់ផងដែរថា នឹងចាត់វិធានការបញ្ឈប់ការស្តុក
អង្ករច្រើនខុសច្បាប់ និងអនុវត្តប្រព័ន្ធចែកចាយមួយដែលកាន់តែប្រសើរ
ដើម្បីបញ្ជូនអង្ករអោយបានដល់តំបន់ដែលខ្វះខាត ។

(ប្រភព: Associated Press)

កម្មករកាត់ដេរកម្ពុជាទទួលបានការតម្លើងប្រាក់ខែ ៦ដុល្លារ ដើម្បីទប់ទល់

នឹងអតិផរណា: មន្ត្រីបាននិយាយនៅថ្ងៃអង្គារថា ឧស្សាហកម្មកាត់ដេរ
និង សហជីពកម្មករកម្ពុជា បានព្រមព្រៀងគ្នាលើការតម្លើងប្រាក់ខែ
៦ដុល្លារ ដល់កម្មកររោងចក្រ ដើម្បីជៀសវាងការធ្វើកូដកម្មថែមទៀត
ដោយពួកកម្មករដែលកំពុងខំប្រឹងគ្រប់គ្រងចំណាយឱ្យគ្រប់មួយខែៗយ៉ាង
លំបាក ។ និយោជក និង អ្នកតំណាងសហជីព បានធ្វើការចរចាអស់ជាច្រើន
សប្តាហ៍មកហើយ ថាតើត្រូវតែលើកប៉ុន្មានលើប្រាក់ខែជាមធ្យម ត្រឹម
៥០ដុល្លារនេះ ។ ការចរចាបានរកឃើញច្រកចេញកាលពីថ្ងៃម្តង នៅពេល
ដែលរាជរដ្ឋាភិបាលបានជំរុញពួកឧស្សាហកម្ម អោយតម្លើងប្រាក់ខ្សែវិស្វកម្ម
៦ដុល្លារ ដើម្បីរក្សាកម្មករអោយនៅបន្តធ្វើការក្នុងខ្សែចង្វាក់ផលិតកម្ម
របស់រោងចក្រ ។ (ប្រភព : Associated Press)

March's Economic News highlights:

Cambodia takes steps to curb soaring rice and food prices: Cambodia's government appealed for calm Thursday as it rushed out a series of economic measures to address soaring food prices.

The measures—announced in three separate statements Wednesday evening—came one day after Prime Minister Hun Sen ordered a ban on rice exports to neighboring Thailand and Vietnam in a bid to bring down domestic prices of the staple. The price of low-grade rice in Phnom Penh's markets has risen to about KHR 2,000 (50 cents) per kilogram from KHR 1,300 (30 cents) about three months ago. Finance Minister Keat Chhon appealed for the Cambodian people "to remain calm ... and not to stock up on food commodities, which could make the situation even harder." In addition to the rice export ban, the government said it would release surplus rice from its reserves to help bring down prices. Authorities also said they would impose measures to stop illegal stockpiling and implement a better distribution system to get rice to areas with shortages. (Source: Associated Press)

Cambodian garment workers to get a \$6 per month pay rise to cope with inflation:

Cambodian garment manufacturers and labor unions have agreed to a USD 6 monthly raise for factory workers, averting potential further strikes by employees struggling to make ends meet, officials said Tuesday. Employers and union representatives have been negotiating for weeks on how much to increase average monthly wages of USD 50. A breakthrough was found Monday when the government prodded manufacturers to increase the wage by USD 6 to keep workers on their production lines. (Source: Associated Press)

Links to other economic news:

- 1. "Cambodia, Qatar sign MOU of direct flight"
(<http://english.people.com.cn/90001/90777/90851/6384885.html>)
- 2. "Prime Minister Hun Sen to visit Laos, attend GMS summit"
(<http://english.people.com.cn/90001/90777/90851/6380537.html>)
- 3. "Vietnam to cut rice export"
(<http://www.cbsnews.com/stories/2008/03/29/ap/asia/main3978901.shtml>)