



វិទ្យាស្ថានបណ្តុះបណ្តាល និង ស្រាវជ្រាវដើម្បីអភិវឌ្ឍន៍កម្ពុជា
CDRI—Cambodia’s leading independent
development policy research institute

របាយការណ៍ខ្លីៗស្តីពីសេដ្ឋកិច្ចកម្ពុជា
Flash Report on the Cambodian Economy

មករា ២០១២ / January 2012

វត្ត វឌ្ឍនា / Roth Vathana
អ៊ុន វិមល / Ourn Vimoil

បកប្រែដោយ៖ យូ សិទ្ធិវិទូ និង ខេង សេង

ភ្នំពេញ កម្ពុជា
Phnom Penh, Cambodia

TO SUBSCRIBE, PLEASE CONTACT:
Office address: #56, Street 315, Tuol Kork, Phnom Penh, Cambodia; *postal address:* CDRI, PO Box 622 Phnom Penh, Cambodia;
tel: (855-23) 881-384/881-701/881-916/883-603 ; *fax:* (855-23) 880-734 ; *email:* pubs@cdri.org.kh; *website:* <http://www.cdri.org.kh>

ការបកស្រាយតារាងសំខាន់ៗ

Highlights

របាយការណ៍នេះ បកស្រាយអំពីស្ថានភាពសេដ្ឋកិច្ចមួយចំនួនរបស់ប្រទេសកម្ពុជា និងបណ្តាប្រទេសដៃគូពាណិជ្ជកម្ម ដោយធ្វើការប្រៀបធៀបតួលេខក្នុងខែថ្មីជាមួយនឹងខែមុនៗ។

This report highlights a number of economic indicators of Cambodia and its partners. It compares recent figures with those of earlier periods.

នៅត្រីមាសទី២ ឆ្នាំ២០១១ វិនិយោគទ្រព្យសកម្មជាប់លាប់ក្នុងវិស័យសេវាកម្មអនុម័តដោយក្រុមប្រឹក្សាអភិវឌ្ឍន៍កម្ពុជា កើន ៩៦៤,១% ធៀបនឹងត្រីមាសមុន ឬ ១៧៣៣,៣% ធៀបនឹងមួយឆ្នាំមុន ដល់ ២២២៩,២លានដុល្លារ។ នៅខែវិច្ឆិកា ចំនួនភ្ញៀវទេសចរចរទេសមកដល់សរុប កើន ១៣,៨% ធៀបនឹងខែមុន ដល់ ២៦៥.៥៣៩នាក់ (៦,៣% ធៀបនឹងមួយឆ្នាំមុន)។ ភ្ញៀវមកសម្រាកលំហែ កើន ១៥% ហើយភ្ញៀវមកក្នុងគោលបំណងផ្សេងៗទៀត កើន ៩,៤% រីឯភ្ញៀវមកធ្វើជំនួញ ធ្លាក់ចុះ ៥,៧% មកត្រឹម ១១.៦៦៩នាក់។

Fixed asset investments in services approved by the Council for the Development of Cambodia increased by 964.1 percent in the second quarter of last year from the preceding quarter or 1733.3 percent year on year, to USD2229.2 m. Total foreign arrivals in November increased by 13.8 percent from a month earlier (6.3 percent year on year), to 265,539. Holiday visitors rose by 15 percent and other arrivals by 9.4 percent. Business arrivals dropped by 5.7 percent, to 11,669.

នៅខែតុលា ឆ្នាំ២០១១ តម្លៃអនុម័តគម្រោងសាងសង់នៅភ្នំពេញ កើន ៤៨,២% ធៀបនឹងខែមុន ឬ ៣៦១,១% ធៀបនឹងមួយឆ្នាំមុន ដល់ ៧៤,២លានដុល្លារ។ តម្លៃអនុម័តគម្រោងសាងសង់ភូមិគ្រឹះ និងផ្ទះ កើន ២០៨,៦% ធៀបនឹងខែមុន (៦៨៧,៦% ធៀបនឹងមួយឆ្នាំមុន) ដល់ ៤៤,៥លានដុល្លារ និងសម្រាប់ផ្ទះល្វែង កើន ៧៥,៦% ដល់ ២២,១លានដុល្លារ (៩៥៦,៣% ធៀបនឹងមួយឆ្នាំមុន)។ អនុម័តតម្លៃសាងសង់ផ្សេងទៀត ធ្លាក់ចុះ ៦៧% (៨,៧% ធៀបនឹងមួយឆ្នាំមុន) មកត្រឹម ៧,៦លានដុល្លារ។

In October in Phnom Penh, the value of construction approvals went up by 48.2 percent from a month earlier or 361.1 percent year on year, to USD74.2 m. The value of villa and house approvals increased by 208.6 percent (687.6 percent year on year) to USD44.5 m and of flats by 75.6 percent (956.3 percent year on year) to USD22.1 m. The value of “other” approvals dropped by 67 percent (8.7 percent year on year) to USD7.6 m.

នៅខែតុលាដដែល សន្ទស្សន៍ថ្លៃទំនិញប្រើប្រាស់ (គ្រប់មុខទំនិញ) កើន ៥,៣% ធៀបនឹងខែតុលាឆ្នាំមុន។ ថ្លៃស្បៀងអាហារ និងភេសជ្ជៈគ្មានជាតិស្រា កើន ៦,១% ថ្លៃសម្លៀកបំពាក់ និងស្បែកជើង កើន ៣,១% ថ្លៃស្នាក់នៅនិងទឹកភ្លើង កើន ៣,៧% និងថ្លៃដឹកជញ្ជូន កើន ៧,៣%។ នៅខែធ្នូ ២០១១ ថ្លៃប្រេងម៉ាស៊ូត កើន ១,០% ធៀបនឹងខែមុន ដល់ ៤៩៦៣,១រៀល/លីត្រ ឬកើន ២០,៥% ធៀបនឹងកាលពីមួយឆ្នាំមុន។ ថ្លៃប្រេងសាំង ធ្លាក់ចុះ ២,២% មកត្រឹម ៥០១៤,៨រៀល/លីត្រ។

The consumer price index (all items) in October rose by 5.3 percent from the same period last year. Prices of food and non-alcoholic beverages went up by 6.1 percent, clothing and footwear by 3.1 percent, housing and utilities by 3.7 percent and transportation by 7.3 percent. In December, the price of diesel oil increased by 1.0 percent from a month earlier (20.5 percent year on year), to KHR4963.1/litre. The price of gasoline dropped by 2.2 percent to KHR5014.8/litre.

នៅខែកញ្ញា ឆ្នាំ២០១១ អត្រាការប្រាក់លើកម្ចីជាប្រាក់រៀលរយៈពេល១២ខែ កើនដល់ ១៩,១% ធៀបនឹង ១៥,៦% ក្នុងខែមុន រីឯអត្រាការប្រាក់លើកម្ចីជាប្រាក់ដុល្លារ បានធ្លាក់ចុះបន្តិច មកត្រឹម ១៤,៨%។ នៅខែធ្នូ ប្រាក់រៀលទល់នឹងប្រាក់ដុល្លារ ឡើងថ្លៃ ០,៣% ធៀបនឹងខែមុន ដល់ ៤០៥០,៩រៀល/ដុល្លារ។ នៅខែដដែល ប្រាក់រៀល ឡើងថ្លៃ ១,៥% ទល់នឹងប្រាក់បាតថៃ និង ០,៧% ទល់នឹងប្រាក់ដុងវៀតណាម។ នៅខែវិច្ឆិកា ថ្លៃមាសនៅភ្នំពេញ កើន ៣,៥% ធៀបនឹងខែមុន ឬ ២៥,៧% ធៀបនឹងមួយឆ្នាំមុន ដល់ ២០៨,៨ដុល្លារ/ផ្កា។

The interest rate on 12-month riel loans in September went up to 19.1 percent from 15.6 percent a month earlier, while that of dollar loans was down slightly to 14.8 percent. The market and official exchange rates of the riel in December appreciated against the dollar by 0.3 percent from a month earlier, to KHR4050.9. In the same period, the riel appreciated against the Thai baht by 1.5 percent and 0.7 percent against the Vietnamese dong. In November, the gold price in Phnom Penh increased by 3.5 percent from a month earlier or 25.7 year on year, to USD208.8/chi.

នៅខែតុលា ការនាំចូលសម្លៀកបំពាក់ជុះ កើន ២៧,១%ធៀបនឹងខែមុន ដល់ ៦,៦លានដុល្លារ (កើន២៨,២% ធៀបនឹងមួយឆ្នាំមុន) ការនាំចូលសម្លៀកបំពាក់ថ្មី កើន ១១៣,៧% ដល់ ០,២លានដុល្លារ (កើន ១១៤,៣% ធៀបនឹងមួយឆ្នាំមុន) ហើយ ការនាំចូលក្រណាត់

In October, imports of second-hand garments increased by 27.1 percent from the preceding month (28.2 percent year on year) to USD6.6 m and of new garments by 113.7 percent (114.3 percent year on year) to USD0.2 m, and of fabric

កើន ៣៧,៣% ដល់ ១៨៤,៣លានដុល្លារ (កើន ៤៣,៣% ធៀបនឹង មួយឆ្នាំមុន)។ នៅខែដដែល ការនាំចូលប្រេងសាំង កើន ៥,៥% ដល់ ២៦,១លានដុល្លារ។ ការនាំចូលប្រេងម៉ាស៊ូត ធ្លាក់ចុះ ៨,៦% មកត្រឹម ៣៣,៧លានដុល្លារ ហើយការនាំចូលម៉ាស៊ូតខ្មៅ ធ្លាក់ចុះ ៤៥,២% មកត្រឹម ៣,១លានដុល្លារ។ នៅខែតុលានេះដែរ ការនាំចេញស្លៀកបំពាក់ (គ្រប់ប្រភេទ) ធ្លាក់ចុះ ១៦,៨% មកត្រឹម ៣២៣,៩លានដុល្លារ ហើយការនាំចេញផលិតផលវាយនភ័ណ្ឌ ផ្សេងៗទៀត ធ្លាក់ចុះ ២៤,១% មកត្រឹម ៤,៦លានដុល្លារ រីឯ ការនាំចេញស្បែកជើង កើន ៧,៣% ដល់ ១៩,៤លានដុល្លារ។

នៅខែកក្កដា ប្រាក់ចំណូលចរន្តសរុបរបស់រដ្ឋាភិបាល កើន ១៣,៦% ធៀបនឹងខែមុន ដល់ ៥០៨,៦ពាន់លានរៀល។ ចំណូលពីការ ប្រមូលពន្ធក្នុងស្រុក កើន ១៤,៣% ដល់ ៣៤០,៨ពាន់លានរៀល រីឯចំណូលពីពន្ធនាំចេញ និងនាំចូល កើន ៥,៦% ដល់ ៩៩,៩ពាន់ លានរៀល ហើយប្រាក់ចំណូលមិនមែនពន្ធ កើន ២៣,៦% ដល់ ៦៨ពាន់លានរៀល។ នៅខែដដែល ចំណាយចរន្តសរុបរបស់រដ្ឋា ភិបាលធ្លាក់ចុះ ៤២% មកត្រឹម ៣៥៦,៦ពាន់លានរៀល ក្នុងនេះ ចំណាយលើបៀវត្សរ៍ ធ្លាក់ចុះ ៤៤,៣% មកត្រឹម ១២៦,៤ពាន់លាន ដុល្លារ ចំណាយជាឧបត្ថម្ភធននិងជំនួយសង្គមកិច្ច ធ្លាក់ចុះ ៧៩,៥% មកត្រឹម ៥១,៤ពាន់លានរៀល។ ចំណាយលើសេវាកម្មផ្សេងៗ កើន ៣១,៤% ដល់ ១៧៨,៨ពាន់លានរៀល។

នៅខែតុលា នៅថៃ អង្ករ ធ្លាក់ថ្លៃ ០,៩% ធៀបនឹងខែមុន មកត្រឹម ៦៣៦,៦ដុល្លារ/តោន កៅស៊ូ ធ្លាក់ថ្លៃ ៣១,៤% មកត្រឹម ៤០៤៣,៧ ដុល្លារ/តោន ហើយ ពោតនិងផលិតផលធ្វើពីពោត ធ្លាក់ថ្លៃ ៣,៦% មកត្រឹម ៣៧២,៣ដុល្លារ/តោន។ នៅខែដដែល នៅវៀតណាម អង្ករ ឡើងថ្លៃ ២,៧% ដល់ ៥៧១,១ដុល្លារ/តោន។ កៅស៊ូ ធ្លាក់ថ្លៃ ១៣,១% មកត្រឹម ៣៧៤១,៩ដុល្លារ/តោន ហើយ គ្រាប់ស្វាយចន្ទី ធ្លាក់ថ្លៃ ៦,៩% មកត្រឹម ៨៦១១,១ដុល្លារ/តោន។

នៅខែតុលា ការនាំចេញអង្ករនៅថៃ កើន ២,២% ធៀបនឹងខែមុន ដល់ ៤៥៧,១លានដុល្លារ កៅស៊ូនិងជីវធម្មជាតិ ធ្លាក់ចុះ ២៨,៣% មកត្រឹម ១១១៤,៧លានដុល្លារ ហើយពោតនិងផលិតផលធ្វើពីពោត ធ្លាក់ចុះ ១៩% មកត្រឹម ១៤,២លានដុល្លារ។ នៅខែដដែល ការនាំចេញអង្ករនៅវៀតណាម កើន ១,៦% ដល់ ២៥៧លានដុល្លារ គ្រាប់ស្វាយចន្ទី កើន ៤,៧% ដល់ ១៥៥លានដុល្លារ ប៉ុន្តែកៅស៊ូ ធ្លាក់ចុះ ៣១,៧% មកត្រឹម ២៣២លានដុល្លារ។

នៅខែធ្នូ សន្ទស្សន៍ថ្លៃអង្ករអន្តរជាតិធ្លាក់ចុះ ៦,៤% ធៀបនឹងខែមុន។ ថ្លៃអង្ករនាំចេញ (USA 2/4) ធ្លាក់ចុះ ៦,៤% មកត្រឹម ៥៥៥ដុល្លារ/ តោន ហើយអង្ករ Thai100%B ធ្លាក់ថ្លៃ ៦,៦% មកត្រឹម ៥៨៨ ដុល្លារ/តោន។ នៅខែដដែល សណ្តែកសៀង (US No. 1) ធ្លាក់ថ្លៃ ១,១% ធៀបនឹងខែមុន មកត្រឹម ៤៤៦,១ដុល្លារ/តោន ពោត (US No.2) ធ្លាក់ថ្លៃ ៦,៦% មកត្រឹម ២៥៩,៥ដុល្លារ/តោន ហើយកៅស៊ូ (SMR 5) ធ្លាក់ថ្លៃ ១,៤% មកត្រឹម ៣៣៨៩ដុល្លារ/តោន។

by 37.3 percent (43.3 percent year on year) to USD184.3 m. During the same period, imports of gasoline went up by 5.5 percent to USD26.1 m. Imports of diesel dropped by 8.6 percent to USD33.7 m and of fuel oil by 45.2 percent to USD3.1 m. In the same month, exports of clothing (all kinds) decreased by 16.8 percent to USD323.9 m and of other textile products by 24.1 percent to USD4.6 m. Exports of shoes rose by 7.3 percent to USD19.4 m.

In July, total government current revenue increased by 13.6 percent from the preceding month to KHR508.6 bn. Revenues from domestic taxes rose by 14.3 percent to KHR340.8 bn, from import and export taxes by 5.6 percent to KHR99.9 bn, and from non-tax sources 23.6 percent to KHR68 bn. In the same month, total current expenditure went down by 42 percent to KHR356.6 bn, of which expenditure on wages decreased by 44.3 percent to KHR126.4 bn and subsidies and social assistance by 79.5 percent to KHR51.4 bn. Expenditure on other services increased by 31.4 percent to KHR178.8 bn.

In October in Thailand, the prices of rice dropped by 0.9 percent from a month earlier, to USD636.6 per tonne, of rubber by 31.4 percent to USD4043.7 per tonne and of maize and maize products by 3.6 percent to USD372.3 per tonne. In the same month in Vietnam, the price of rice increased by 2.7 percent to USD571.1 per tonne. The prices of rubber went down by 13.1 percent to USD3741.9 per tonne and of cashew nuts by 6.9 percent to USD8611.1 per tonne.

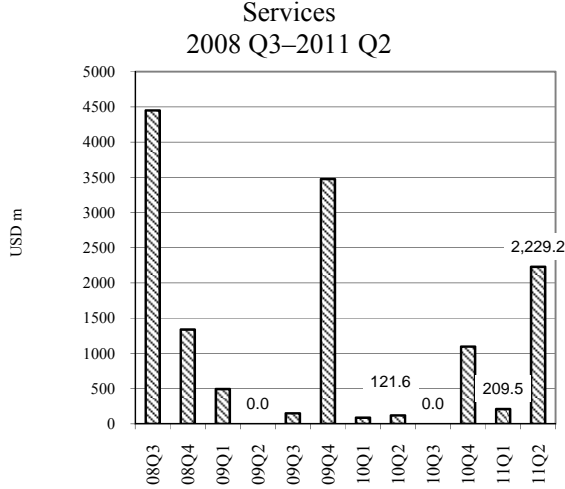
In October, Thai rice exports increased by 2.2 percent from a month earlier to USD457.1 m, while those of natural rubber and similar natural gums dropped by 28.3 percent to USD1114.7 m and of maize and maize products by 19 percent to USD14.2 m. In the same month, Vietnamese exports of rice rose by 1.6 percent to USD257 m and of cashew nuts by 4.7 percent to USD155 m. Export of rubber decreased by 31.7 percent to USD232 m.

In December, the International Price Index of rice decreased by 6.4 percent from a month earlier. The export rice price (USA 2/4) went down by 6.4 percent to USD555/tonne and Thai 100 percent B by 6.6 percent to USD588/tonne. In the same month, the prices of soybeans (US No. 1) decreased by 1.1 percent from the previous month to USD446.1/tonne, of maize (US No. 2) by 6.6 percent to USD259.5/tonne and of rubber (SMR 5) by 1.4 percent to USD3389/tonne.

សកម្មភាពសេដ្ឋកិច្ចសំខាន់ៗ និង ថ្លៃទំនិញនៅកម្ពុជា

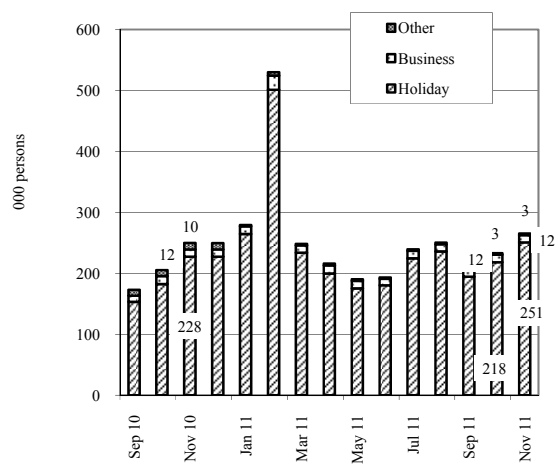
Main Economic Activities and Consumer Prices in Cambodia

Fixed Asset Investment Approvals by CDC* Services



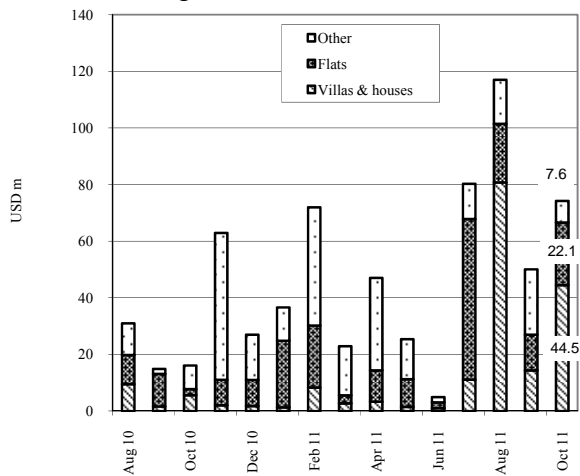
*Including expansion projects.
Source: Council for the Development of Cambodia

Foreign Visitor Arrivals September 2010–November 2011



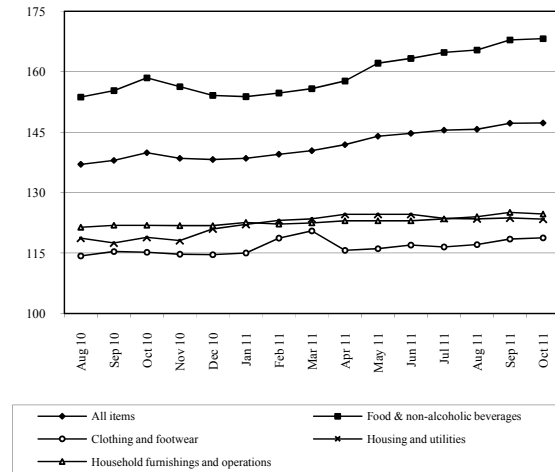
Source: Ministry of Tourism

Phnom Penh: Value of Construction Approvals August 2010–October 2011



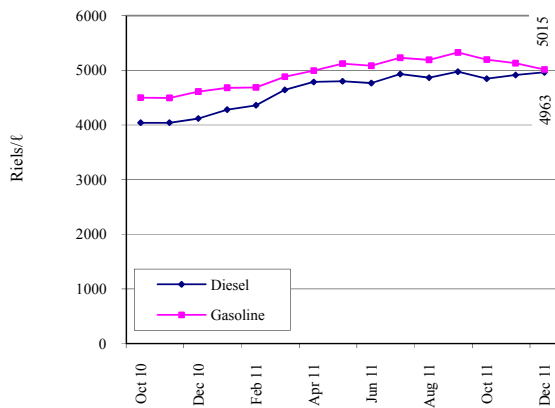
Source: Municipality of Phnom Penh

CPI: Consumer Price Index (December 2006=100) August 2010–October 2011



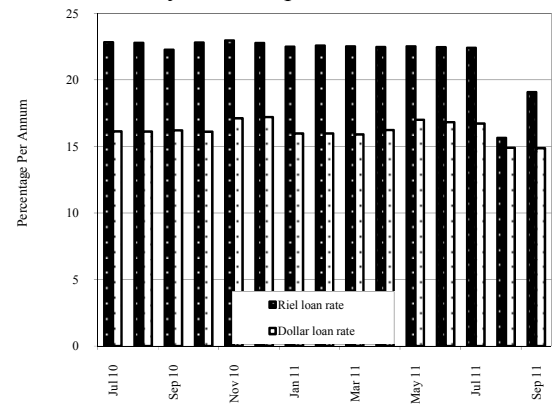
Source: CDRI

Phnom Penh: Gasoline & Diesel Prices October 2010–December 2011



Source: CDRI

Interest Rates on 12-Month Bank Loans (%) July 2010–September 2011

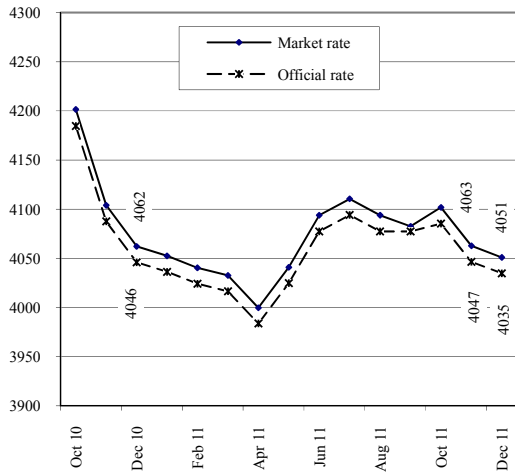


Source: Economic & Monetary Statistics, NBC

ស្ថានភាពអត្រាប្តូរទ្រព្យ រូបិយវត្ថុ និង ឥណទាន

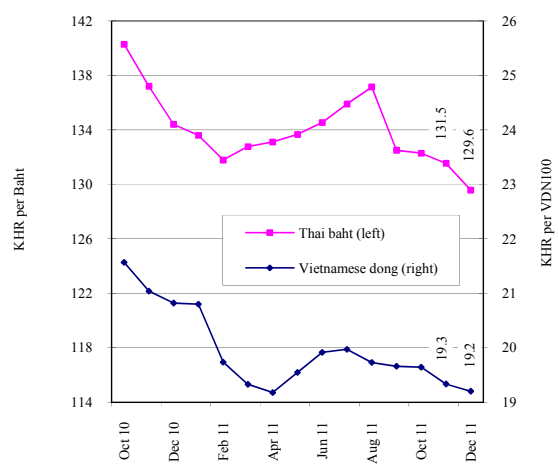
Exchange Rates, Money and Credit

Riels per US Dollar
October 2010–December 2011



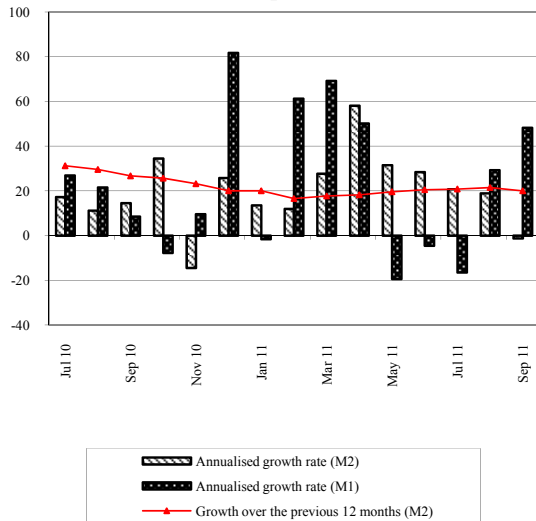
Source: National Bank of Cambodia

Riels per THB & VND
October 2010–December 2011



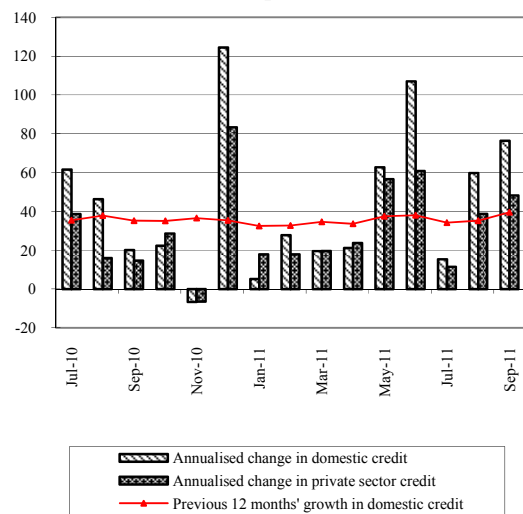
Source: National Bank of Cambodia

Monetary Survey (%)
July 2010–September 2011



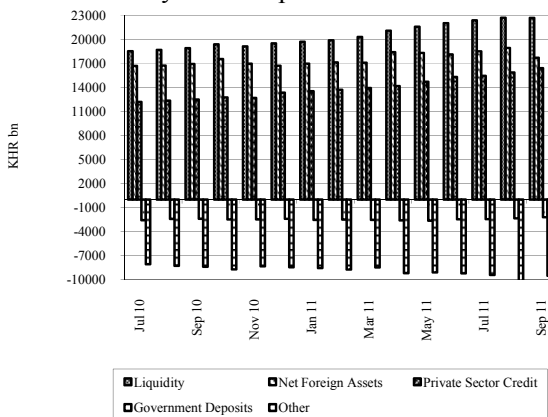
Source: National Bank of Cambodia

Domestic Credit (%)
July 2010–September 2011



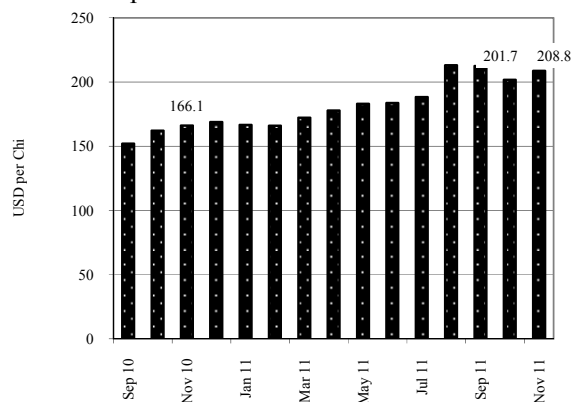
Source: National Bank of Cambodia

Monetary Operations
July 2010–September 2011



Source: National Bank of Cambodia

Phnom Penh: Gold Prices
September 2010–November 2011

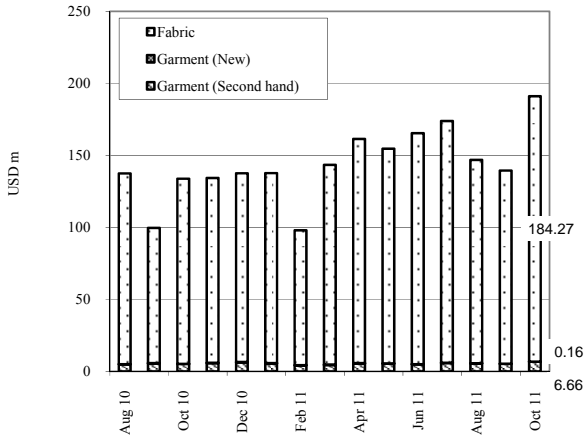


Source: CDRI

ពាណិជ្ជកម្មក្រៅប្រទេស និង ការអនុវត្តថវិកាជាតិ

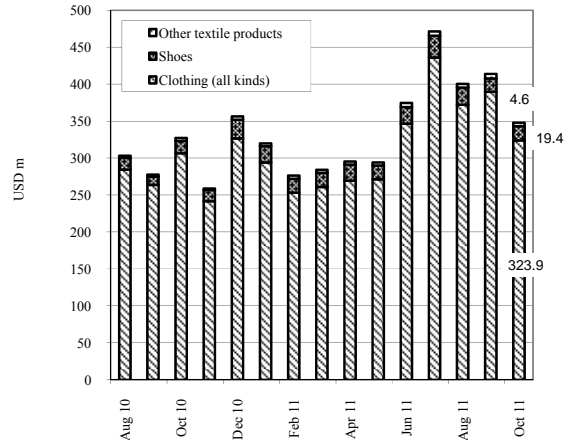
External Trade and National Budget Operations

Cambodian Total Imports
August 2010–October 2011



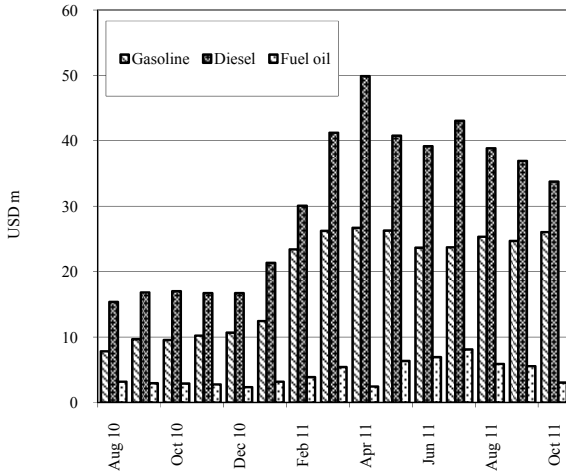
Source: Economic & Monetary Statistics, NBC

Cambodian Total Exports
August 2010–October 2011



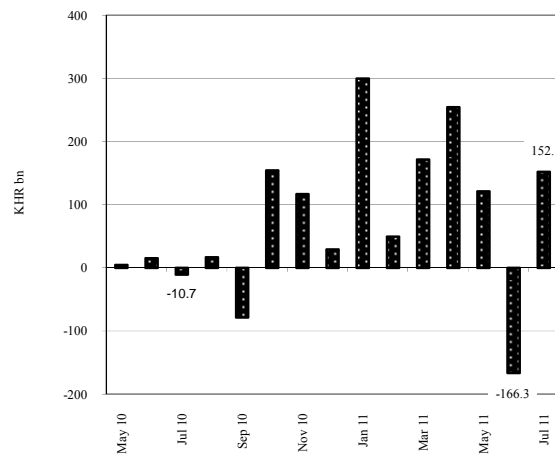
Source: Economic & Monetary Statistics, NBC

Imports: Energy
August 2010–October 2011



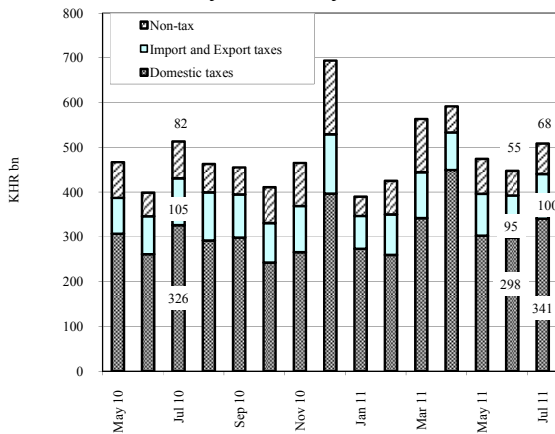
Source: Economic & Monetary Statistics, NBC

Current Budget Operations
May 2010–July 2011



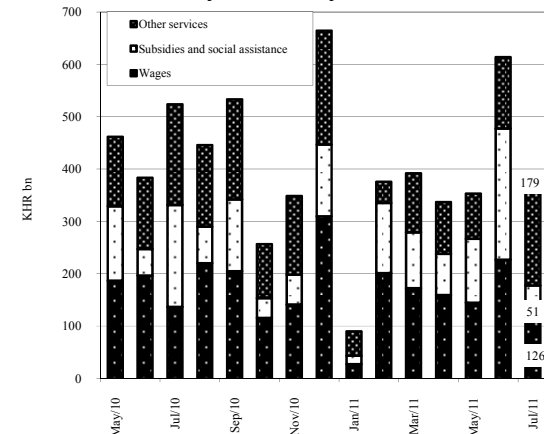
Source: MEF Bulletin

Current Budget Revenue
May 2010–July 2011



Source: MEF Bulletin

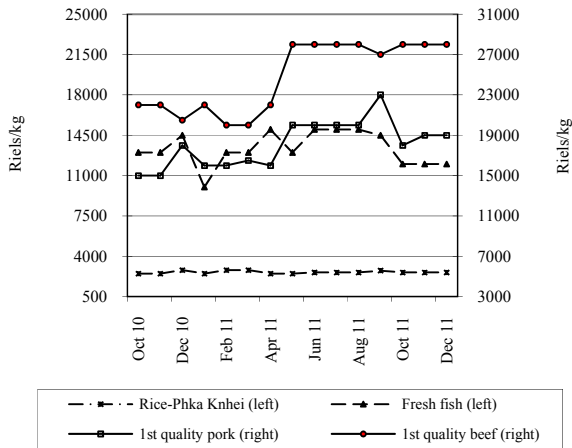
Current Budget Expenditure
May 2010–July 2011



Source: MEF Bulletin

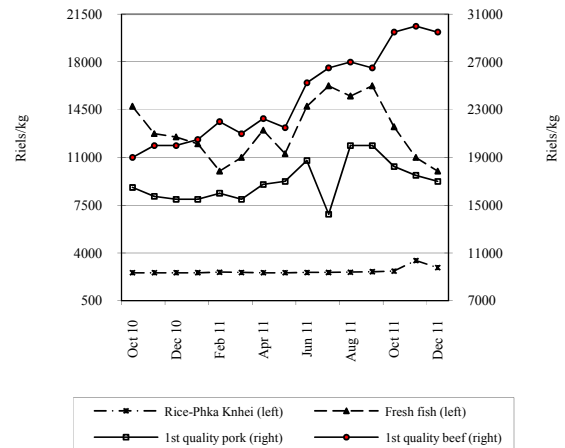
ផ្លូវស្បៀងអាហារតាមខេត្តក្នុងប្រទេសកម្ពុជា
Provincial Food Prices

Food Prices in Siem Reap Province
 October 2010–December 2011



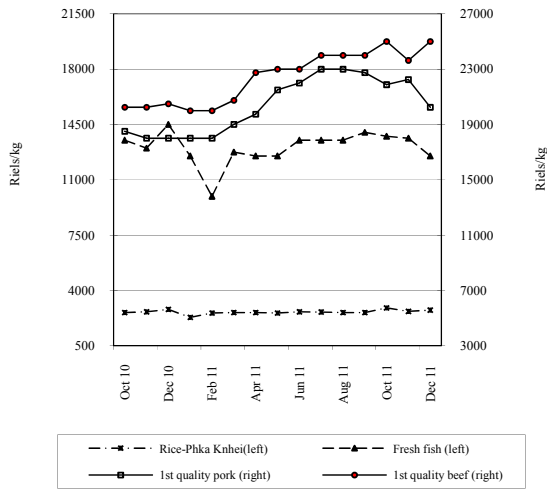
Source: CDRI

Food Prices in Battambang Province
 October 2010–December 2011



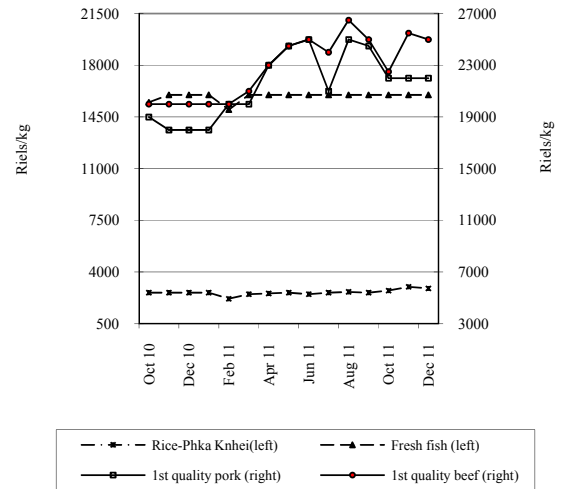
Source: CDRI

Food Prices in Kampong Cham Province
 October 2010–December 2011



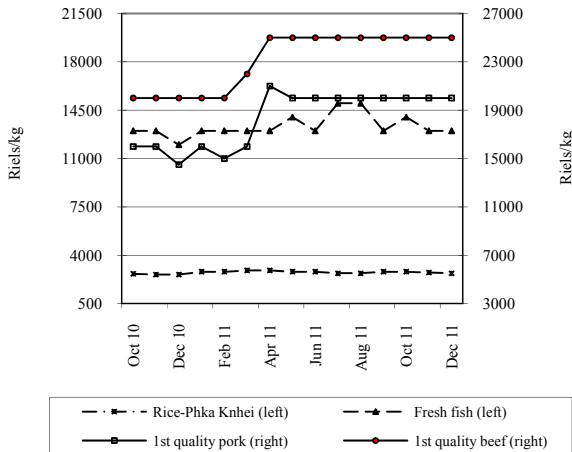
Source: CDRI

Food Prices in Kamptot Province
 October 2010–December 2011



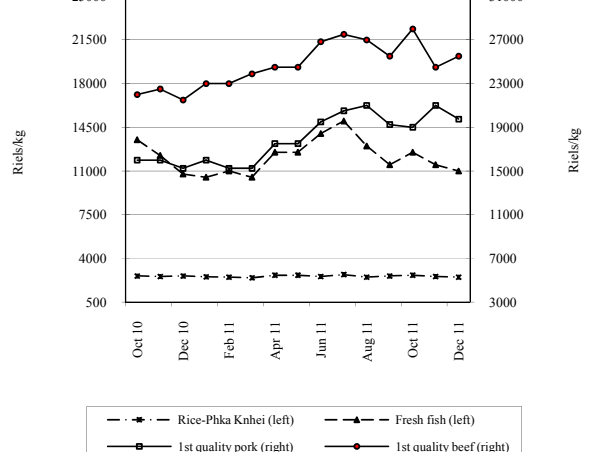
Source: CDRI

Food Prices in Svay Rieng Province
 October 2010–December 2011



Source: CDRI

Food Prices in Kampong Speu Province
 October 2010–December 2011

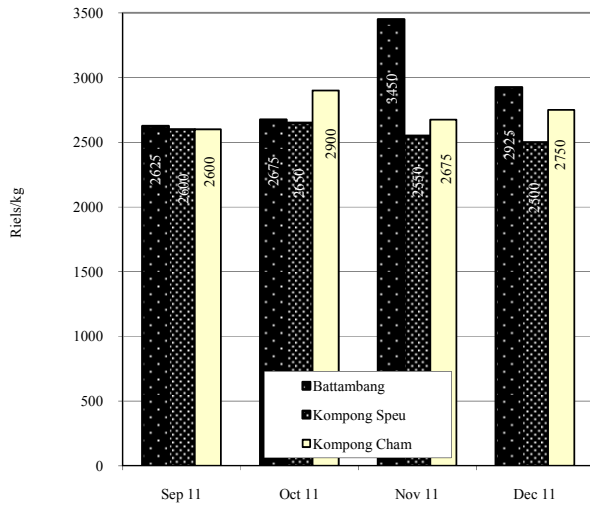


Source: CDRI

ផ្លូវនិងស្រូវតាមខេត្តក្នុងប្រទេសកម្ពុជា៖ តាមមូលដ្ឋាន

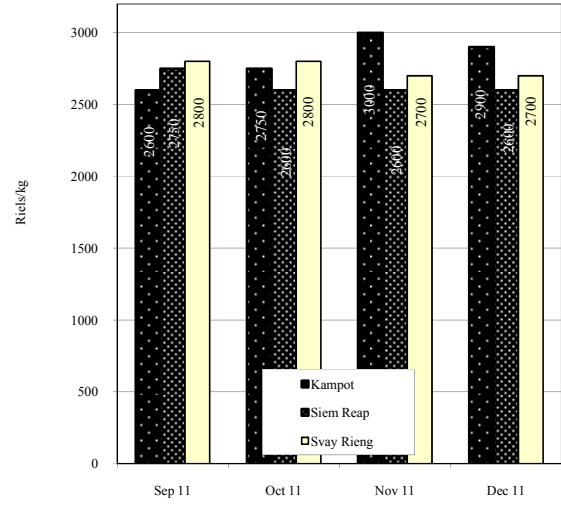
Provincial Goods Prices in Cambodia

Cambodia: Rice Prices in Three Provinces



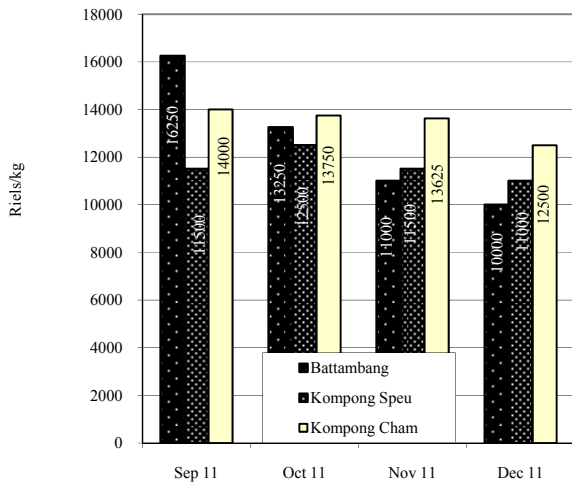
Source: CDRI

Cambodia: Rice Prices in Three Provinces



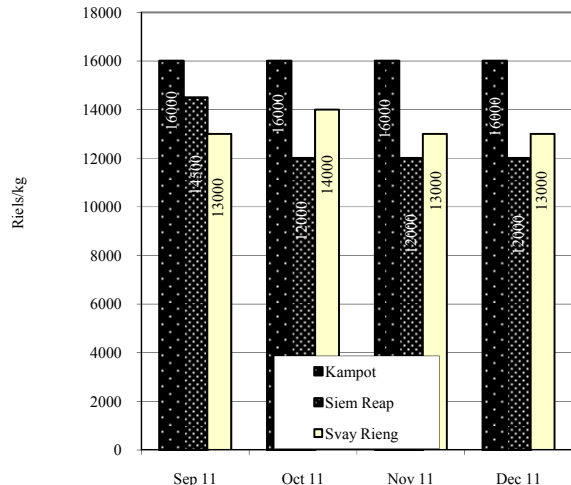
Source: CDRI

Cambodia: Fish Prices in Three Provinces



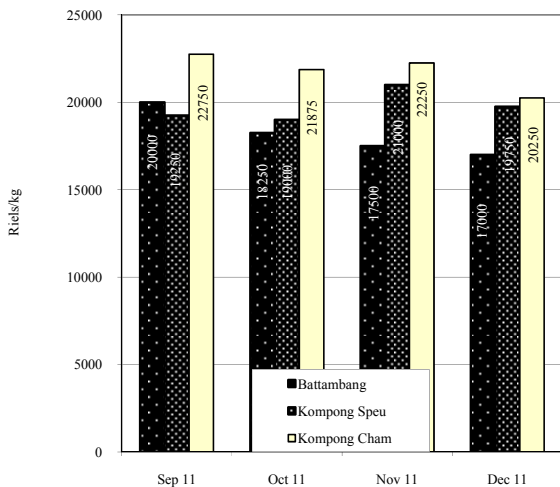
Source: CDRI

Cambodia: Fish Prices in Three Provinces



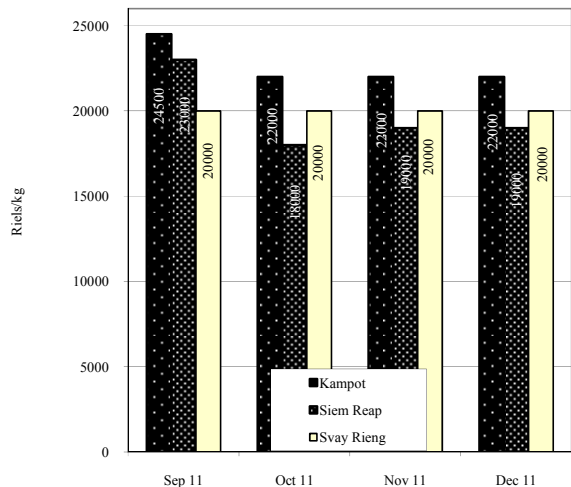
Source: CDRI

Cambodia: Pork Prices in Three Provinces



Source: CDRI

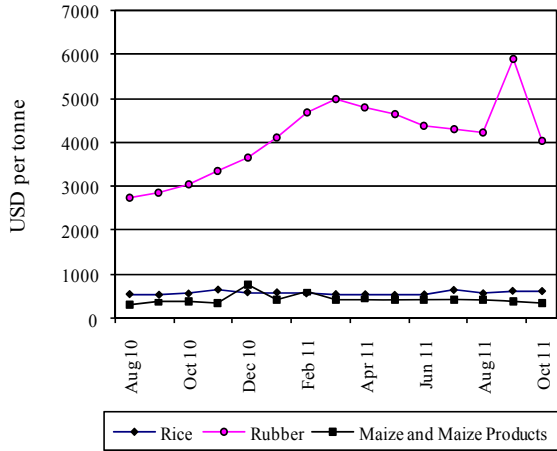
Cambodia: Pork Prices in Three Provinces



Source: CDRI

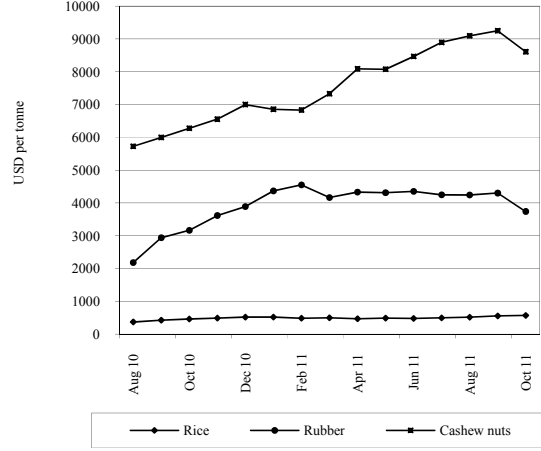
ថ្លៃទំនិញ ការនាំចេញ និង ចំនួនទេសចរអន្តរជាតិទៅក្នុងប្រទេសជាដៃគូរបស់កម្ពុជា
Goods Prices, Exports and International Tourist Arrivals to Partners of Cambodia

Thailand: Prices of Rubber, Rice and Maize
August 2010–October 2011



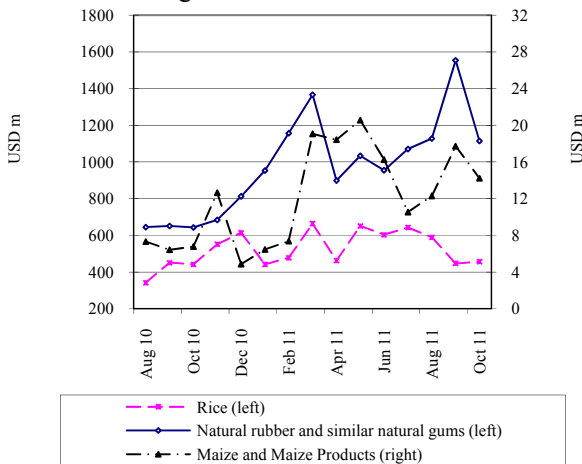
Source: Bank of Thailand, *Foreign Trade and Balance of Payments*

Vietnam: Prices of Rubber, Rice and Cashew Nuts
August 2010–October 2011



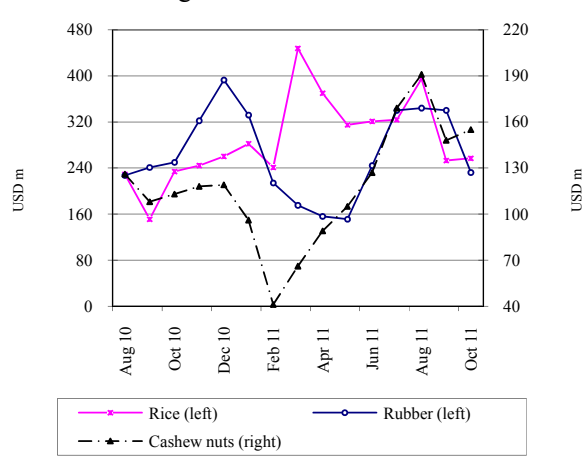
Source: General Statistics Office of Vietnam

Thailand: Exports
August 2010–October 2011



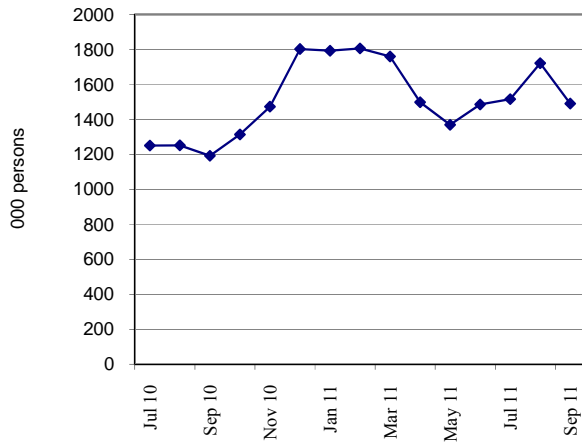
Source: Customs Department of Thailand

Vietnam: Exports
August 2010–October 2011



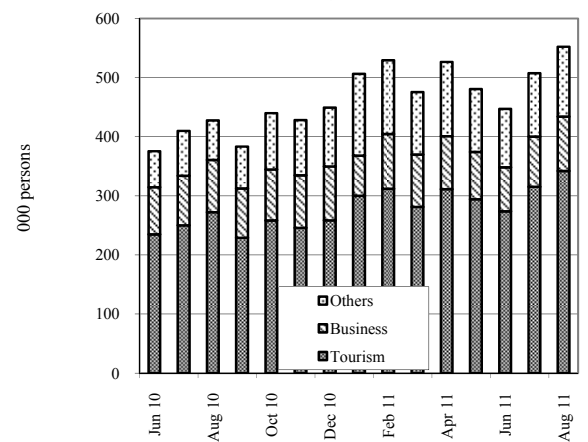
Source: General Statistics Office of Vietnam

Thailand: International Arrivals
July 2010–September 2011



Source: Thailand Office of Tourism Development

Vietnam: International Arrivals
June 2010- August 2011

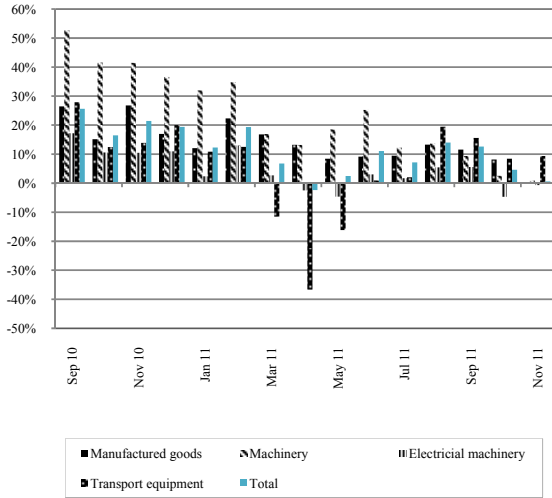


Source: Estimates by General Statistics Office of Vietnam

សកម្មភាពសេដ្ឋកិច្ច និង អត្រាអតិផរណានៅបណ្តាប្រទេសជាដៃគូរបស់កម្ពុជា

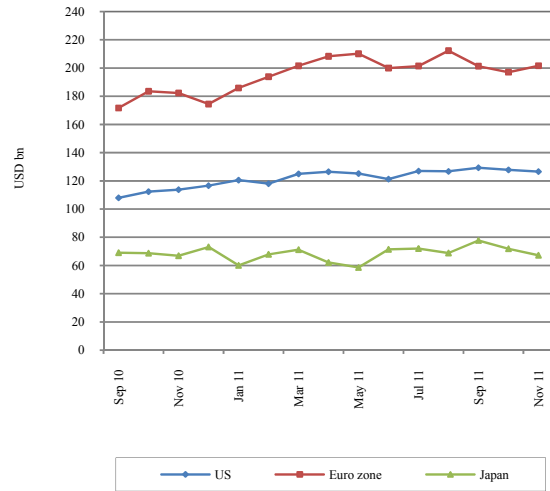
Economic Activity and Inflation Rates of Selected Economic Partners of Cambodia

Year-on-Year Growth of Main Exports: Japan
September 2010– November 2011



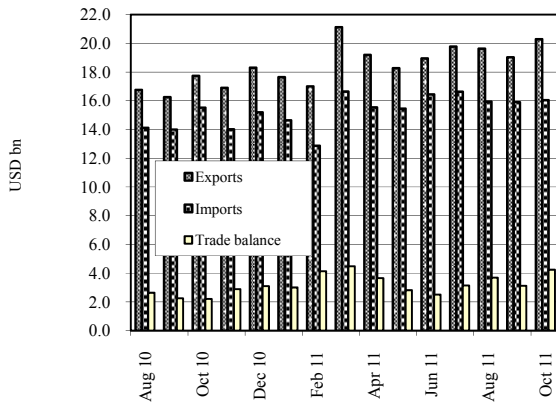
Source: Japanese Trade and Investment Statistics

Goods Exports: US, Euro Zone & Japan
September 2010– November 2011



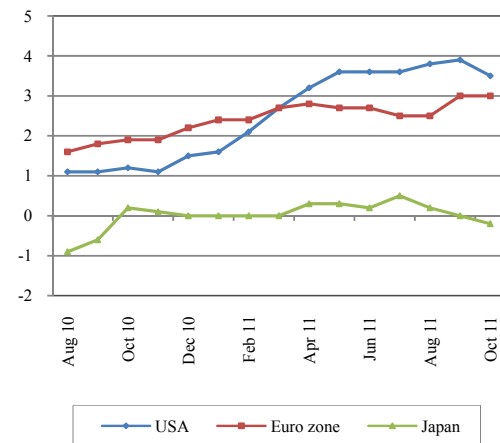
Sources: BEA, Eurostat and OECD

External Trade: Malaysia
August 2010–October 2011



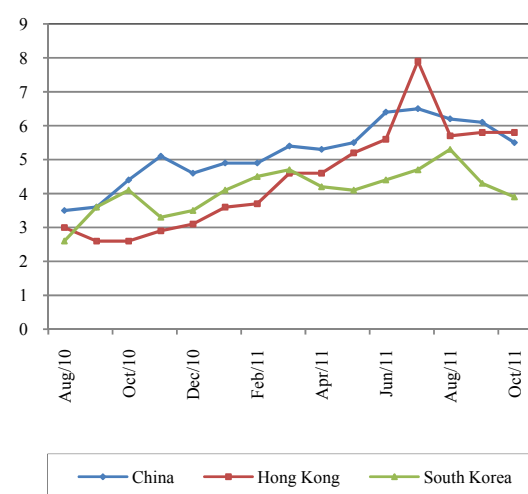
Source: Ministry of International Trade and Industry, Malaysia

Inflation Rates: US, Euro Zone & Japan
(percent price change from a year earlier)



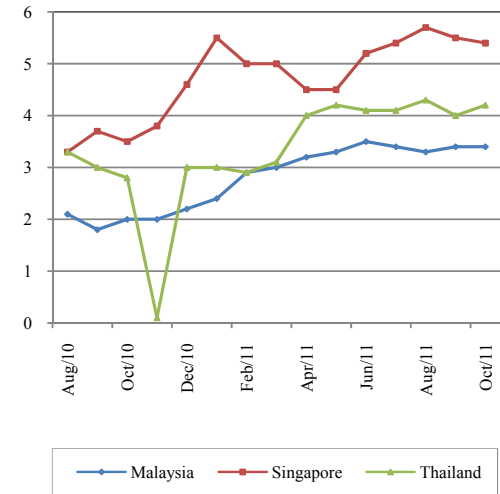
Sources: IMF and Economist (8 October 2011)

Inflation Rate: China, Hong Kong & South Korea
(percent price change from a year earlier)



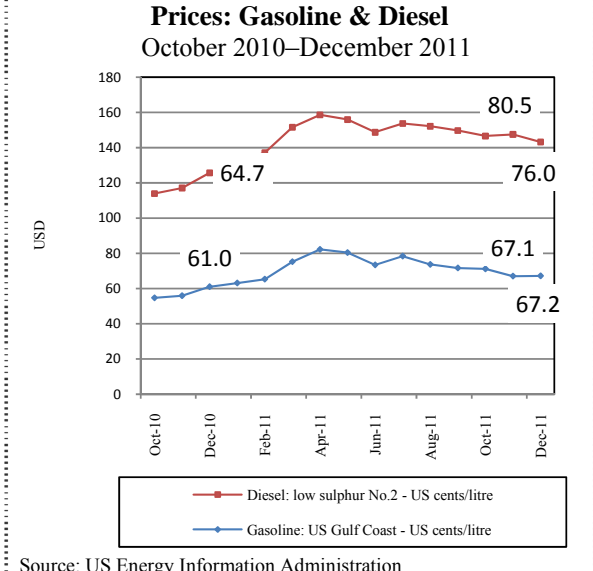
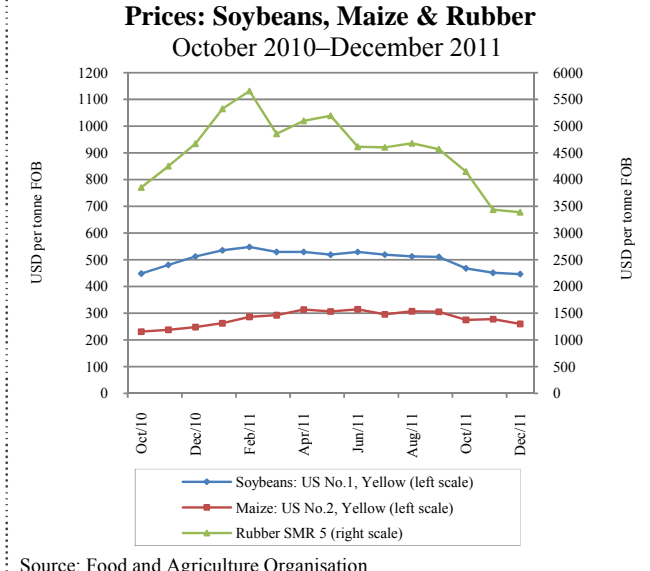
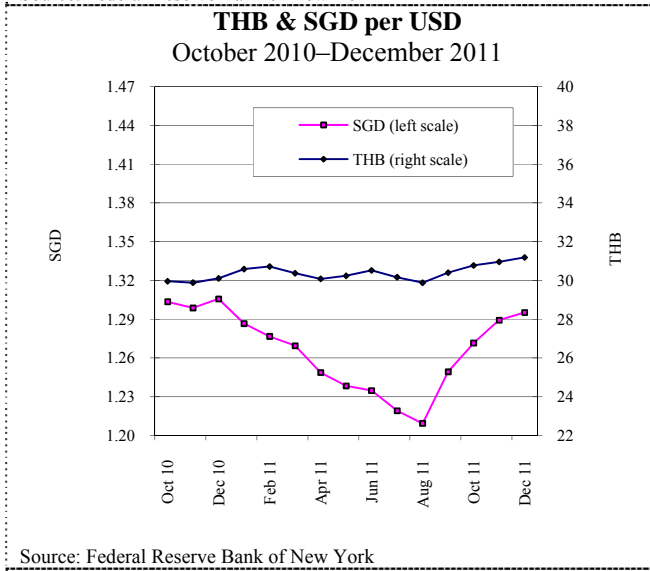
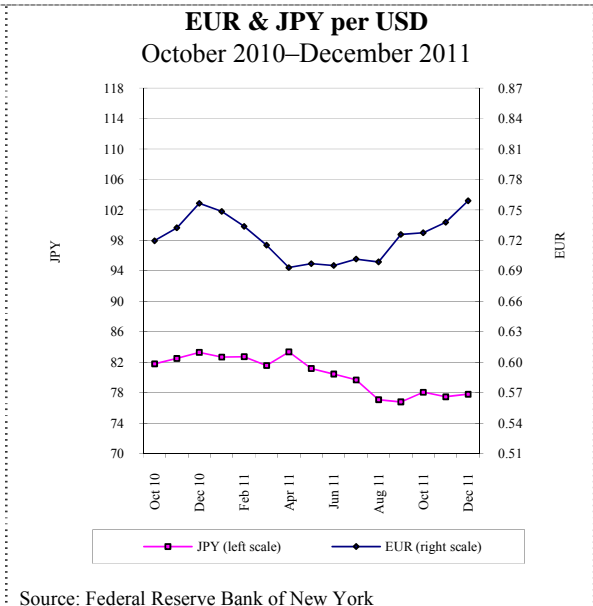
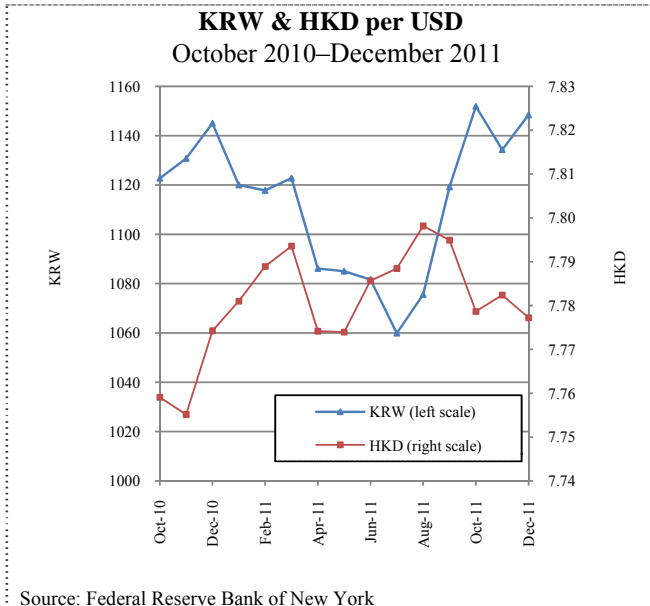
Sources: IMF and Economist (8 October 2011)

Inflation Rate: Selected ASEAN Countries
(percent price change from a year earlier)



Sources: IMF and Economist (8 October 2011)

អត្រាប្តូរប្រាក់ និង ស្ថានភាពថ្លៃទំនិញលើទីផ្សារអន្តរជាតិ
Exchange Rates and Commodity Prices in World Markets



ព័ត៌មានសេដ្ឋកិច្ច
Economic News

ព័ត៌មានសេដ្ឋកិច្ចសំខាន់ៗ

**កម្ពុជាមានចំណងសេដ្ឋកិច្ចកាន់តែច្រើនជាមួយសហរដ្ឋអាមេរិក
ក្នុងអំឡុងពេលពីរ បីឆ្នាំចុងក្រោយនេះ**

ក្នុងអំឡុងពេលពីរ បីឆ្នាំចុងក្រោយនេះ ទំនាក់ទំនងទ្វេភាគីរវាងសហរដ្ឋអាមេរិក និងកម្ពុជា បានពង្រឹងបន្តិចម្តងៗ។ សហរដ្ឋអាមេរិកបានជួយកម្ពុជាក្នុងវិស័យជាច្រើន រួមមាន ការប្រយុទ្ធប្រឆាំងនឹងកេរកម្ម ការលុបបំបាត់អំពើពុករលួយ ការលើកកម្ពស់សិទ្ធិមនុស្ស ការពង្រឹងអភិបាលកិច្ចល្អ និង ការជំរុញការអភិវឌ្ឍសេដ្ឋកិច្ច។ ក្នុងអំឡុងពេលដដែល កម្ពុជា ក៏បានទាក់ទាញចំណាប់អារម្មណ៍របស់វិនិយោគិនមកពីប្រទេសមហាអំណាចសេដ្ឋកិច្ចនេះដែរ។

យោងតាមទិន្នន័យពីក្រុមប្រឹក្សាអភិវឌ្ឍន៍កម្ពុជា វិនិយោគសរុបរបស់សហរដ្ឋអាមេរិកនៅកម្ពុជា ក្នុងរយៈពេល៧ខែដំបូងនៃឆ្នាំ២០១១ មានចំនួន ១៤២,២លានដុល្លារ ឬ កើន ៣៧០% ធៀបនឹង ៣០,២លានដុល្លារ ក្នុងអំឡុងពេលដូចគ្នាឆ្នាំមុន។ វិស័យវិនិយោគចម្បងមានជាអាទិ កសិ-ពាណិជ្ជកម្ម ដែលមានទាំង ចំការដើម hollyhock (រុក្ខជាតិស្រដៀងផ្កាកុលាប) ចំការកៅស៊ូ និងការកែច្នៃ ផង។ គំរោងវិនិយោគទាំងនេះ ផ្តល់ការងារចំនួន ៤១៥៧ ឬ កើនឡើង ៨% ធៀបនឹង ៣៨៣៣ការងារ កាលពីមួយឆ្នាំមុន។

ពាណិជ្ជកម្មទ្វេភាគីរវាងប្រទេសទាំងពីរ ក៏កើនឡើងដែរ ដោយក្នុង ១១ខែដើមឆ្នាំ២០១១ ទំនិញនាំចេញរបស់កម្ពុជា មានតម្លៃ ១,៩៣លានដុល្លារ ឬ ស្មើនឹង ៤៣% នៃតម្លៃនាំចេញសរុបទៅកាន់សហរដ្ឋអាមេរិក ឬកើន ១១,៥% ធៀបនឹងកាលពីមួយឆ្នាំមុន។ ផលិតផលកាត់ដេរ (សំលៀកបំពាក់គ្រប់ប្រភេទ ស្បែកជើង និង ផលិតផលវាយនភ័ណ្ឌផ្សេងទៀត) មានតម្លៃស្មើនឹង ៩៧,៨% នៃតម្លៃនាំចេញសរុបទៅកាន់ទីផ្សារសហរដ្ឋអាមេរិក។

សារព័ត៌មាន Xinhua រាយការណ៍ថា ក្រុមមហាសេដ្ឋីអាមេរិក ៩៦នាក់ ដែលភាគច្រើន ស្ថិតក្នុងអង្គការអគ្គនាយកនៅសហរដ្ឋអាមេរិក បានមកធ្វើទស្សនកិច្ចនៅកម្ពុជា និងជួបជាមួយមន្ត្រីរដ្ឋាភិបាលជាន់ខ្ពស់ ដើម្បីស្វែងរកឱកាសពាណិជ្ជកម្មនៅកម្ពុជា។ ទស្សនកិច្ចនេះបង្ហាញថា វិនិយោគិនអាមេរិកកាន់តែមានទំនុកចិត្តលើស្ថិរភាពនយោបាយ និងការអភិវឌ្ឍសេដ្ឋកិច្ចយ៉ាងលឿននៅកម្ពុជា។

ការព្យាករណ៍ពីកំណើនសេដ្ឋកិច្ចកម្ពុជាដល់ ៦-៧%នៅឆ្នាំនេះ ធ្វើឲ្យកម្ពុជាសង្ឃឹមថា នឹងអាចទាក់ទាញវិនិយោគផ្ទាល់ពីបរទេសបានច្រើនជាងមុនពីសហរដ្ឋអាមេរិក។ ប៉ុន្តែកម្ពុជាត្រូវបំពេញការងារជាច្រើនទៀត ពីព្រោះវិនិយោគិនអាមេរិកដែលមានចក្ខុវិស័យរយៈពេលវែង តែងទាមទារបរិយាកាសវិនិយោគមានស្តង់ដារខ្ពស់។

Economic News Highlights

Cambodia Has Increased Economic Ties with the US in the Last Few Years

In the last few years, bilateral relations between the United States and Cambodia have gradually strengthened. The US has helped Cambodia in a variety of fields including fighting terrorism, combating corruption, promoting human rights, strengthening good governance and fostering economic development. During this same period, Cambodia has also attracted investor interest from the world's largest economy.

According to data from the Council for the Development of Cambodia, US investment in the kingdom for the first seven months of 2011 totalled USD142.2 m, a 370 percent increase from USD30.2 m in the same period of the previous year. The major sector of investment was agro-industry including rubber and hollyhock plantation and processing. These investment projects provided 4157 jobs, an 8 percent increase from 3833 year on year.

Bilateral trade between the two countries has also increased. In the first 11 months of last year, Cambodia exported goods worth USD1.9 bn or 43 percent of its total export values to the US, an 11.5 percent increase from the same period of the previous year. Garment products (clothing of all kinds, shoes and other textile products) accounted for 97.8 percent of the total export values to the US.

According to Xinhua news agency, a group of 96 US billionaires, most of whom are from the United States Chief Executive Organisation visited Cambodia last month and met with senior government officials to explore business opportunities. This shows that political stability and rapid economic development in the kingdom have gained the confidence of US investors.

As the economy is predicted to grow 6-7 percent this year, Cambodia is hoping to attract more foreign direct investment from the United States. Yet more needs to be done since US investors with long-term vision require high standards in the investment environment.

Links to others economic news

1. "Japan's firm launches onshore oil, gas exploration in Cambodia"
http://news.xinhuanet.com/english/business/2012-01/31/c_131384271.htm
2. Cambodia sees trade deficit of 1.73 bln USD in 2011
http://news.xinhuanet.com/english/business/2012-01/25/c_131376689.htm