



វិទ្យាស្ថានបណ្តុះបណ្តាល និង ស្រាវជ្រាវដើម្បីអភិវឌ្ឍន៍កម្ពុជា

**CDRI-Cambodia's Leading Independent
Development Policy Research Institute**

របាយការណ៍ថ្លីៗស្តីពីសេដ្ឋកិច្ចកម្ពុជា

Flash Report on the Cambodian Economy

មេសា ២០០៨ / April 2008

សាំង ច័ន្ទហង្ស / Saing Chan Hang

ផាន់ ដាលីស / Phann Dalis

ប៉ុន ជ័រណា / Pon Dorina

ហ៊ីង ចុត្តា / Hing Vutha

ភឹម រុនស៊ីណារីត្នី / Phim Runsinarith

បកប្រែដោយ: យុ សិទ្ធិវិទ្ធី និង យេន សុផានី

ភ្នំពេញ កម្ពុជា

Phnom Penh, Cambodia

TO SUBSCRIBE, PLEASE CONTACT:

*Office Address: #56, Street 315, Tuol Kork, Phnom Penh, Cambodia, Postal Address: CDRI, PO Box 622 Phnom Penh, Cambodia
Tel: (855-23) 881-384/881-701/881-916/883-603 Fax: (855-23) 880-734 E-mail: pubs@cdri.forum.org.kh. Web site: http://www.cdri.org.kh*

បកស្រាយសារព័ត៌មានខ្លីៗ

Highlights

សេចក្តីសង្ខេបនេះ គូសបញ្ជាក់ពីបំរែបំរួលនិរន្តរភាពនៃសូចនាករសេដ្ឋកិច្ច មួយចំនួនរបស់កម្ពុជា និងប្រទេសជាដៃគូ។ អត្ថបទនេះ ផ្តល់ការប្រៀបធៀប ពីបំរែបំរួលតួលេខខែនៃខែនេះ ជាមួយនឹងខែមុនៗក្នុង ឆ្នាំ២០០៨ និង ឆ្នាំ២០០៧។

This brief aims to highlight changing trends in a number of economic indicators of Cambodia and its partners. It compares variations in figures of the current month with those of earlier months in 2008 and in 2007.

នៅត្រីមាសទី៤ ឆ្នាំ២០០៧ តំលៃនៃអនុម័តវិនិយោគលើទ្រព្យសកម្ម ជាប់លាប់ក្នុងវិស័យឧស្សាហកម្ម កើនយ៉ាងខ្លាំង ដល់ ៦៩.១លានដុល្លារ ធៀបនឹង ៤០.៧លានដុល្លារ នៅត្រីមាសមុន។ រីឯអនុម័តគំរោងសាងសង់ មានកំណើនយ៉ាងខ្លាំងចំពោះគំរោងភូមិត្រី និងផ្ទះ ដោយកើនពី ១.២ លានដុល្លារ ដល់ ១៦លានដុល្លារ ខណៈដែលគំរោងសាងសង់ដទៃទៀត មានការធ្លាក់ចុះគួរកត់សំគាល់ រួមទាំងសំណង់ផ្ទះល្វែងផងដែរ។

The fourth quarter of 2007 saw a dramatic rise in fixed asset investment approval in the garment industry, reaching a record high USD69.1 million, up from USD40.7 million of the previous quarter. For construction approvals, there was a substantial surge in value of villa and house construction from USD1.2 million to USD16 million, while there was a noticeable decline in the value of various other constructions, including flats.

នៅខែមករា ឆ្នាំ២០០៨ ចំនួនទេសចរចរទេសមកដល់កម្ពុជា កើនពី ១៨៨.០០០នាក់ ដល់ ១៩៨.០០០នាក់ ដែលវានៅតែជាចំនួនច្រើនជាង ប្រភេទភ្ញៀវមកកម្ពុជាក្នុងគោលបំណងដទៃទៀត។ ចំនួនភ្ញៀវមកកម្ពុជា ក្នុងគោលបំណងពាណិជ្ជកម្ម ធ្លាក់ចុះយ៉ាងខ្លាំង រីឯចំនួនភ្ញៀវមកក្នុង គោលបំណងផ្សេងៗ ធ្លាក់ចុះតិចតួចប៉ុណ្ណោះ។

In January 2008, foreign tourist arrivals remained dominant among other groups, increasing from 188,000 persons to 198,000 persons. There was a significant decline in business visitor arrivals, while other visitor arrivals showed a slight fall.

នៅខែមីនា ឆ្នាំ២០០៨ ថ្លៃសាំង និងម៉ាស៊ូត កើនយ៉ាងខ្លាំង គឺ ៥.១% និង ៩.៦% ធៀបនឹងខែមុន។ ធៀបនឹងខែដូចគ្នា ឆ្នាំមុន ថ្លៃសាំងកើន ២៧.៦% និងថ្លៃម៉ាស៊ូត កើន ៣៩.៧% ។ នៅខែមីនា ២០០៨ ថ្លៃទំនិញផ្សេងៗ ដូចជា អង្ករ សាច់ជ្រូក និងសាច់គោ នៅ៦ ខេត្ត រួមមាន សៀមរាប បាត់ដំបង កំពង់ចាម កំពត ក្រចេះ និង កំពង់ស្ពឺ បន្តកើនឡើង លើកលែង តែត្រីទឹកសាប ដែលនៅមានតំលៃថេរ។

March 2008 saw a considerable spike in gasoline and diesel prices. Gasoline and diesel prices were up by 5.1 percent and 9.6 percent by comparing with the previous month. A comparison of prices during the same month last year shows that the gasoline price rose considerably, by 27.6 percent, while the diesel price rose by 39.7 percent. During the same month, prices of other commodities such as rice, pork, and beef in six selected provinces, namely Siem Reap, Battambang, Kampong Cham, Kampot, Kratie and Kampong Speu, continued to surge, with the exception of fresh water fish, which were steady.

នៅចុងឆ្នាំ២០០៧ អត្រាការប្រាក់លើកិច្ចិយៈ១២ខែ សំរាប់ប្រាក់រៀល និងប្រាក់ដុល្លារ នៅថេរដដែល គឺ ២២.៣% និង ១៦% ។ នៅខែមីនា ឆ្នាំ២០០៨ ប្រាក់រៀល ធ្លាក់ថ្លៃបន្តិចទល់នឹង ដុល្លារUS និងប្រាក់ដុំ វៀតណាម ប៉ុន្តែឡើងថ្លៃបន្តិចទល់នឹងប្រាក់បាតថៃ។

By the end of 2007, 12-month interest rates on loans in both riels and US dollars remained unchanged at double-digit rates of 22.3 percent and 16 percent respectively. In March 2008, a slight depreciation of riel against the US dollar and Vietnamese dong was evident, but there was meagre appreciation of riel against Thai baht.

យោងតាមអង្កេត នៅខែមករា ឆ្នាំ២០០៨ រូបិយវត្ថុទូទៅ (M2) មាន កំនើន ៦៤.៥% រីឯរូបិយវត្ថុទូទៅ M1 មានកំនើន ៦៨.៧% ។ នៅអំឡុង ពេលដូចគ្នា ឥណទានក្នុងស្រុកមានកំនើន ២៤០.៨% រីឯឥណទានក្នុងវិស័យ

On the monetary survey, in January 2008 the growth rate of broad money (M2) was 64.5 percent, while the growth rate of M1 was at 68.7 percent. During the same period, growth of domestic credit was at 240.8 percent, followed by

ឯកជន មានកំនើន ២០៩.១% ។ ការនាំចូលដែក ធ្លាក់ចុះយ៉ាងខ្លាំង ពី ១៣.៥ពាន់លានរៀល នៅខែវិច្ឆិកា ឆ្នាំ២០០៧ មកត្រឹម ៨.៤ពាន់លាន រៀល នៅខែធ្នូ ឆ្នាំ២០០៧ រីឯការនាំចូលស៊ីម៉ង់ត៍ និងធារី ក៏ធ្លាក់ចុះដែរ។ នៅខែធ្នូ ឆ្នាំ២០០៧ ការនាំចេញសរុប ថយចុះបន្តិច ដោយសារតែ ការនាំចេញក្នុងវិស័យកាត់ដេរ ថយចុះអស់ ៤.១% ។

អតិរេកថវិកា បន្តកើនឡើងដល់ ១៥០ពាន់លានរៀល នៅខែតុលា ឆ្នាំ២០០៧។ ប៉ុន្តែ ចំណូលពន្ធពីពាណិជ្ជកម្មក្នុងស្រុក និងអន្តរជាតិ និង ចំនួនមិនមែនពន្ធពីប្រភពដទៃទៀត ធ្លាក់ចុះពី ៤០៣ពាន់លានរៀល មកត្រឹម ៣៤២ពាន់លានរៀល។ រឿងនេះ បង្ហាញពីការថយចំនាយចរន្ត របស់រដ្ឋ និងចំណាយលើសេវាកម្មផ្សេងៗ នៅខែតុលា ឆ្នាំ២០០៧។

នៅខែកុម្ភៈ ឆ្នាំ២០០៨ ថ្លៃអង្ករ និងកៅស៊ូនៅទីផ្សារថៃ និងវៀតណាម បង្ហាញពីក្តីសង្ឃឹមដល់កសិករ។ អង្ករ និងកៅស៊ូលក់ថ្លៃ ៤៣១ដុល្លារ/តោន និង ២៣៨០.២ដុល្លារ/តោន នៅផ្សារថៃ និង ៤២៣.៨ដុល្លារ/តោន និង ២៣២២.៦ដុល្លារ/តោន នៅផ្សារវៀតណាម។ រីឯពោត ឡើងថ្លៃ ដោយលក់បាន ២៩៣ដុល្លារ/តោននៅផ្សារថៃ ហើយគ្រាប់ស្វាយចន្ទី នៅផ្សារវៀតណាម ចុះថ្លៃបន្តិច មកត្រឹម ៤៨៣៣.៣ដុល្លារ/តោន ។ នៅអំឡុងពេលដូចគ្នា ការនាំចេញអង្ករ កៅស៊ូ និងគ្រាប់ស្វាយចន្ទីរបស់ វៀតណាមមានការកើនឡើងយ៉ាងខ្លាំង រីឯការនាំចេញផលិតផលទាំងនោះ របស់ថៃ មានការធ្លាក់ចុះ។

នៅខែកុម្ភៈ ឆ្នាំ២០០៨ អតិផរណាមានកំនើននៅក្នុងប្រទេសមួយចំនួន នៅទ្វីបផ្សេងៗគ្នា។ ជប៉ុន មានអតិផរណា ១% ចិន ៨.៥% ហុងកុង ៦.៣% សិង្ហបុរី ៦.៥% និង ថៃ មាន ៥.៤% ។ ផ្ទុយទៅវិញ នៅសហព័ន្ធ អឺរ៉ុប និងប្រទេសមួយចំនួន ដូចជា សហរដ្ឋអាមេរិក កូរ៉េខាងត្បូង និង ម៉ាឡេស៊ី មានអតិផរណាថេរ រីឯថយចុះ បើធៀបនឹងខែមុន។ នៅខែមេសា ឆ្នាំ២០០៨ ដុល្លារUS ឡើងថ្លៃទល់នឹងរូបិយវត្ថុមួយចំនួន ដូចជា ដុល្លារហុងកុង ប្រាក់កូរ៉េខាងត្បូង ប្រាក់យ៉េនជប៉ុន និងប្រាក់បាតថៃ ប៉ុន្តែវាធ្លាក់ថ្លៃទល់នឹង អឺរ៉ូ និង ដុល្លារសិង្ហបុរី។

នៅខែមីនា ឆ្នាំ២០០៨ សណែកស្បែង និងប្រេងឆា នៅទីផ្សារអន្តរជាតិ លក់ថ្លៃ ៤៤៦.២ដុល្លារ/តោន និង ១១៣២.៨ដុល្លារ/តោន រីឯសាំង និង ម៉ាស៊ូត លក់ថ្លៃ ០.៦៣ដុល្លារ/លីត្រ និង ០.៧២ដុល្លារ/លីត្រ។

that of private sector credit at 209.1 percent. There was a considerable drop of steel imports from KHR13.5 bn in November to KHR8.4 bn in December 2007, followed by cement and cigarette imports. Total exports experienced a slight decline in December 2007 as a result of the 4.1 percent decline in garment exports.

The budget surplus remained on the rise, reaching KHR150 bn in October 2007. Nonetheless, during the same period, revenues from domestic and international trade taxes and other non-tax sources dropped from KHR403 bn to KHR342 bn. This reflected the decline in current government expenditure and expenditure on other services in October of the same year.

In February 2008, prices of rice and rubber in Thai and Vietnamese markets showed promising prospects for farmers. Prices of rice and rubber were at USD431 per tonne and USD2,380.2 per tonne respectively in the Thai market, while those of rice and rubber in the VN market were at USD423.8 per tonne and USD2,322.6 per tonne respectively. Additionally, the maize price was up, at USD293 per tonne in the Thai market, and the price of cashew nuts in the VN market dropped slightly to USD4,833.3 per tonne. During the same period, Vietnamese rice, rubber and cashew nut exports increased markedly, while Thai exports of those commodities experienced reverse trends.

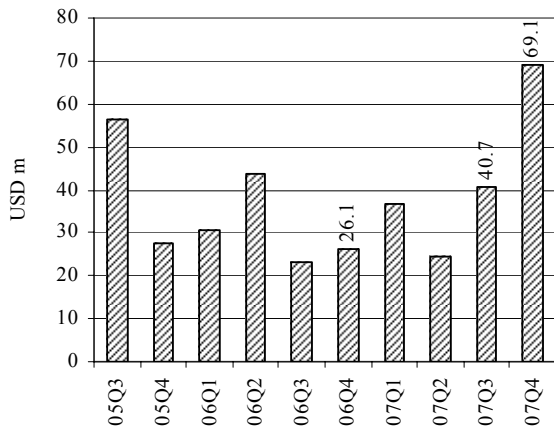
In February 2008, inflation in some countries across various continents was on the rise. Japan was at 1 percent; while China, Hong Kong, Singapore, and Thailand were at 8.5 percent, 6.3 percent, 6.5 percent, and 5.4 percent, respectively. By contrast, the EU and countries such as the US, South Korea and Malaysia, experienced stable or even lower rates of inflation comparing to the previous month. In April 2008, the US currency appreciated against currencies of such countries as Hong Kong, South Korea, Japan, and Thailand, but depreciated against the EURO and the Singapore Dollar.

In March 2008, prices of soybean and palm oil at the international market were at USD446.2 per tonne and USD1132.8 per tonne, while prices of gasoline and diesel were at USD0.63 per litre and USD0.72 per litre.

សកម្មភាពសេដ្ឋកិច្ចសំខាន់ៗ និង ថ្លៃទំនិញរបស់កម្ពុជា

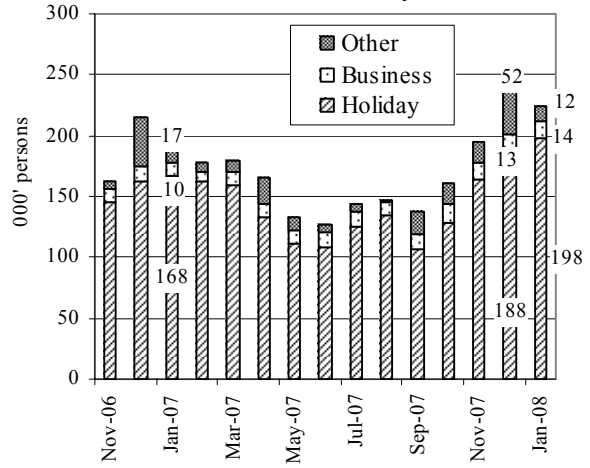
Main Economic Activities and Consumer Prices of Cambodia

Fixed Asset Investment Approvals for Garment Sub Sector
2005 Q3–2007 Q4



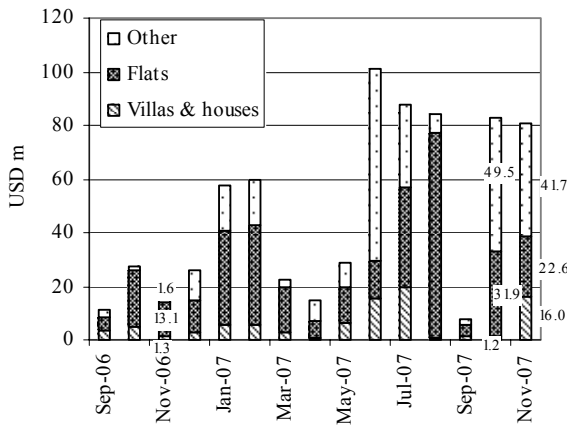
Including expansion projects.
Source: Council for the Development of Cambodia

Cambodia: Foreign Visitor Arrivals
November 2006–January 2008



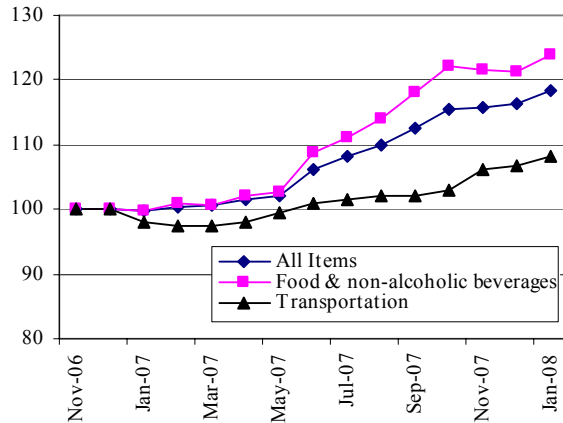
Source: Ministry of Tourism

Phnom Penh: Value of Construction Approvals
September 2006–November 2007



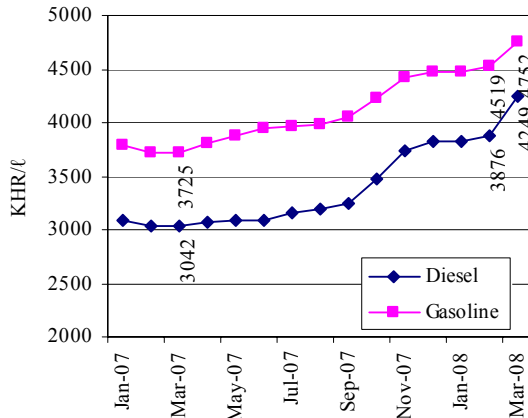
Source: Economic & Monetary Statistics, NBC

Cambodia: Consumer Price Index
(July–December 2006=100)
November 2006–January 2008



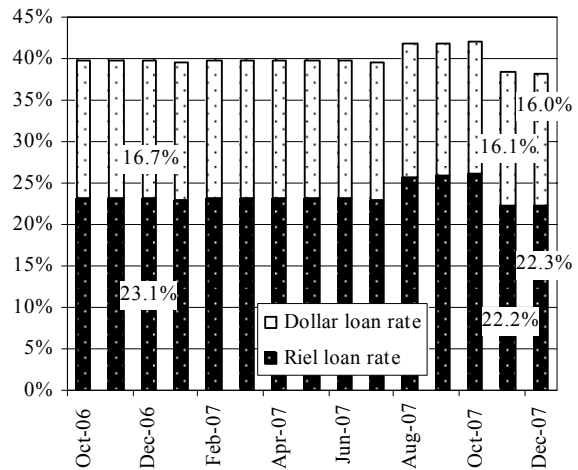
Source: National Institute of Statistics

Phnom Penh: Gasoline & Diesel Prices
January 2007–March 2008



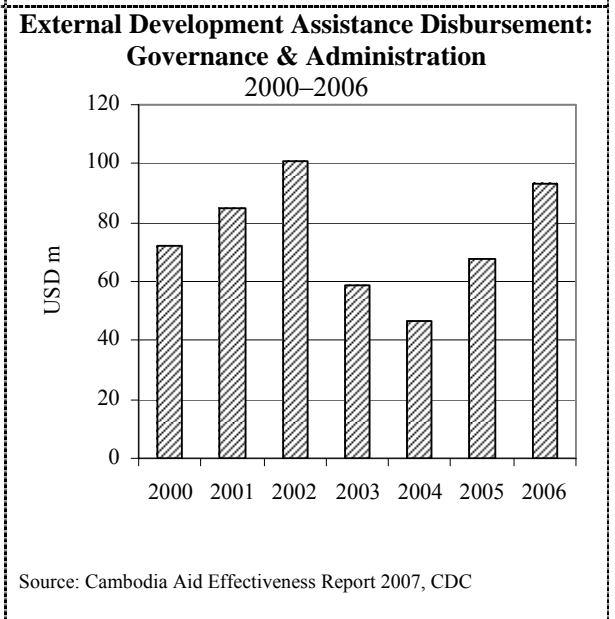
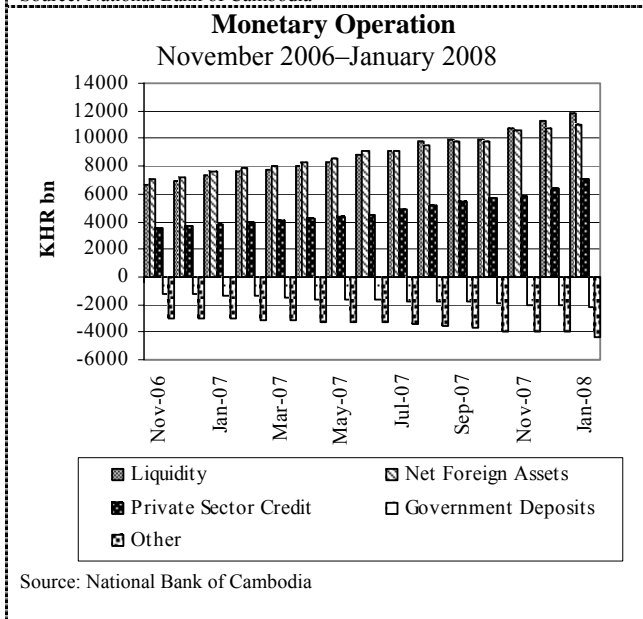
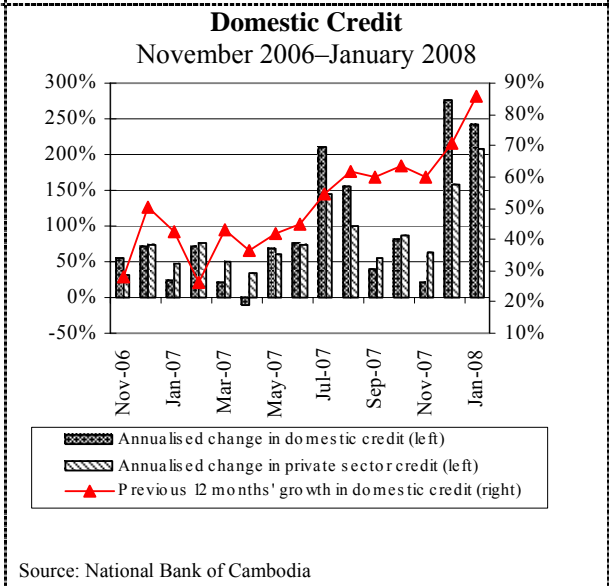
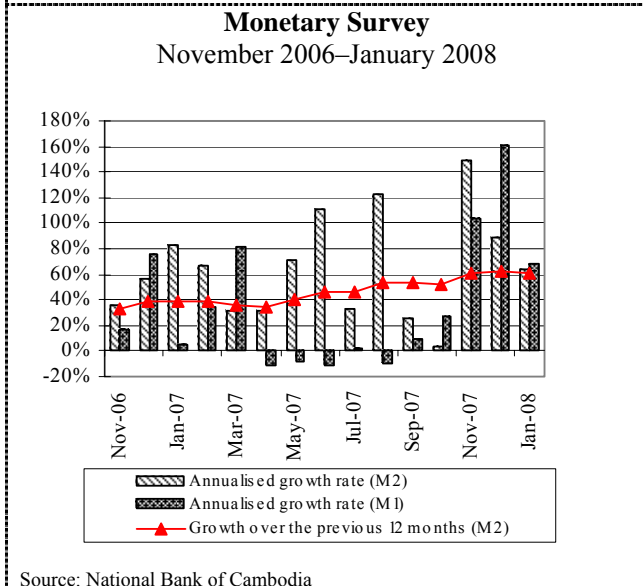
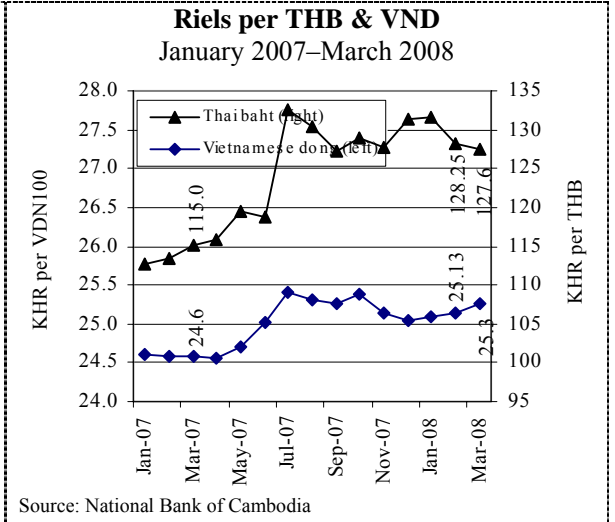
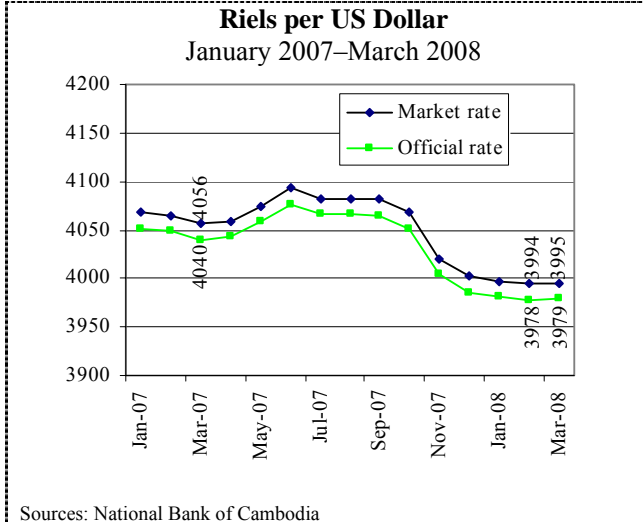
Sources: CDRI

Interest Rates on 12-Month Bank Loan
October 2006–December 2007



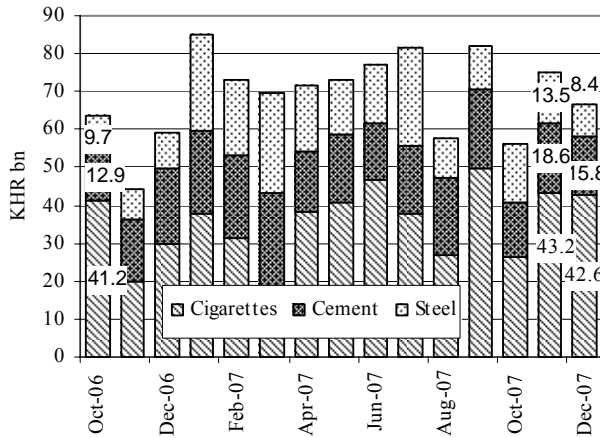
Source: Economic & Monetary Statistics, NBC

ស្ថានភាពអក្រាប្បប្រាក់ និង ជំនួយអភិវឌ្ឍន៍ពីក្រៅប្រទេស
Exchange Rates and External Development Assistance



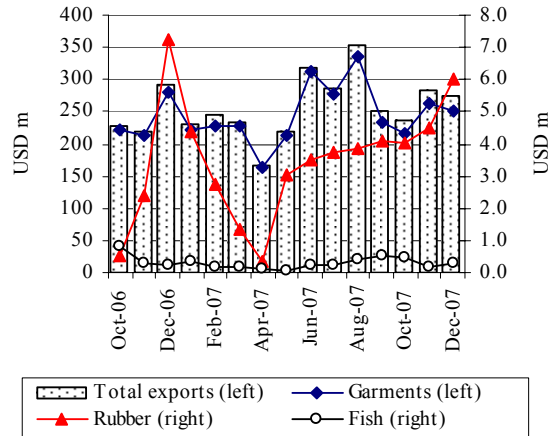
ពាណិជ្ជកម្មក្រៅប្រទេស និង ការអនុវត្តន៍ថវិកាជាតិ
External Trade and National Budget Operation

Imports: Cigarettes & Construction Materials
 October 2006–December 2007



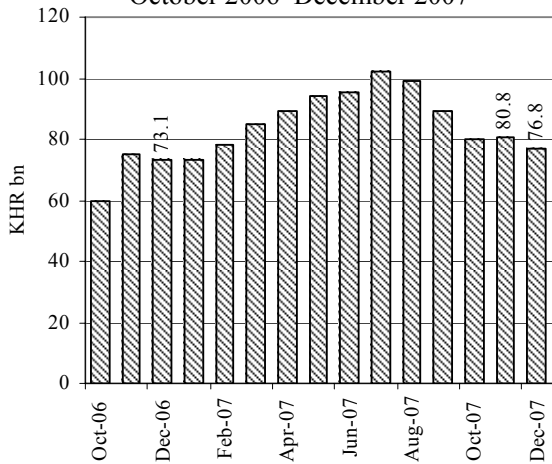
Source: Economic & Monetary Statistics, Monthly Bulletin of NBC

Cambodia: Main Exports
 October 2006–December 2007



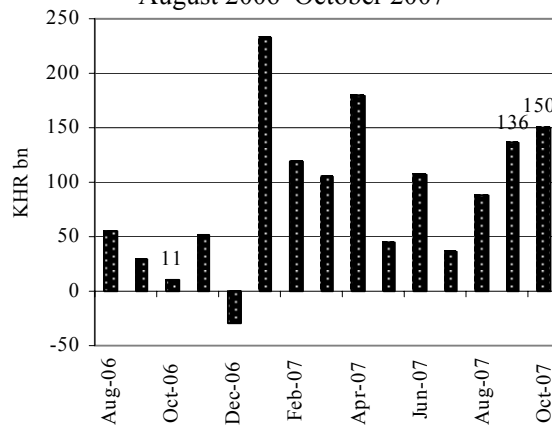
Source: Economic & Monetary Statistics, Monthly Bulletin of NBC

Imports: Petroleum Products
 October 2006–December 2007



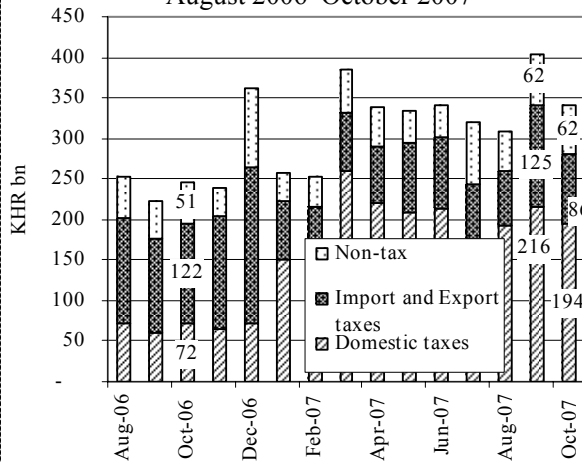
Source: Economic & Monetary Statistics, Monthly Bulletin of NBC

Current Budget Operations
 August 2006–October 2007



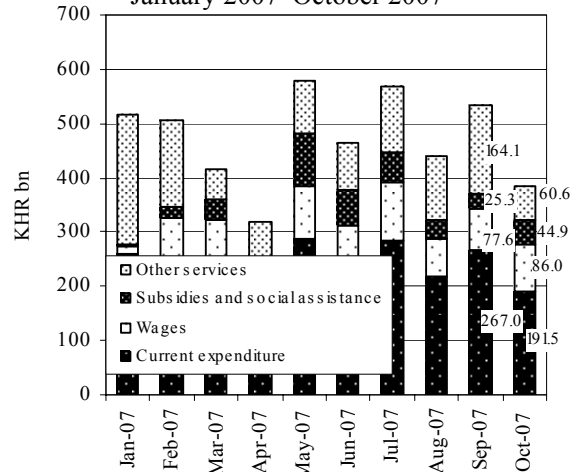
Source: MEF website

Current Budget Revenue
 August 2006–October 2007



Source: MEF website

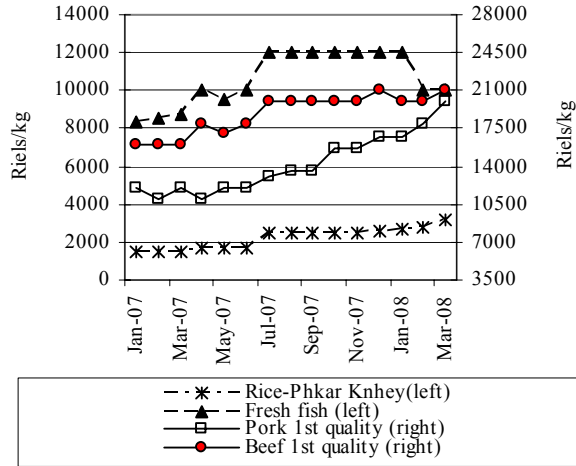
Current Budget Expenditure Components
 January 2007–October 2007



Source: MEF website

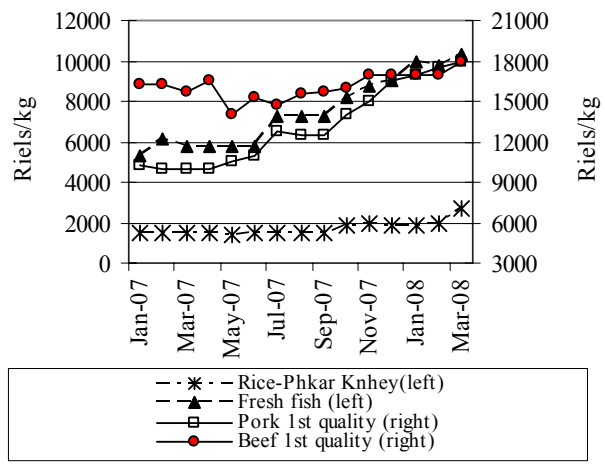
ផ្លូវទំនិញស្បែកសេសកម្ពុជា: តាមបណ្តាខេត្ត
Goods Prices in Cambodia by Provinces

Cambodia: Food Prices in Siem Reap Province
 January 2007–March 2008



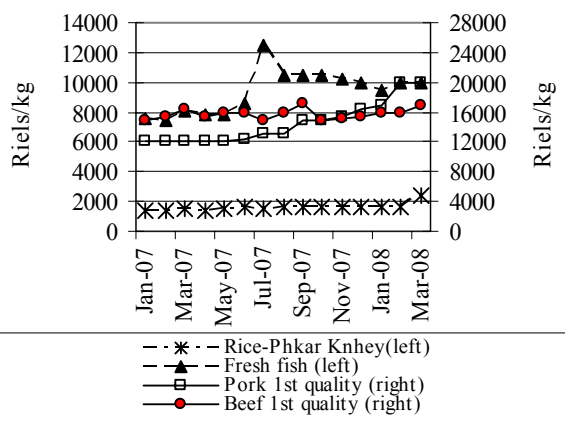
Source: CDRI

Cambodia: Food Prices in Battambang Province
 January 2007–March 2008



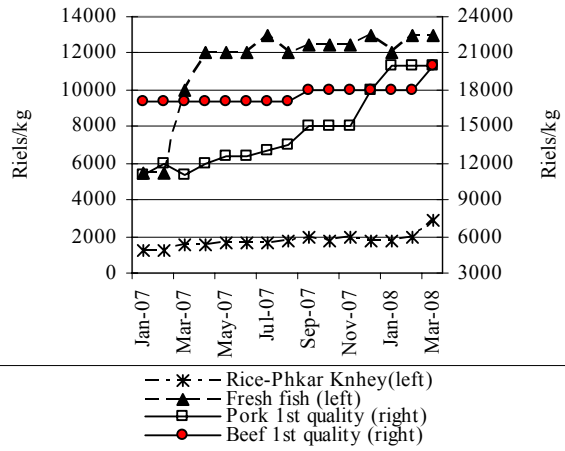
Source: CDRI

Cambodia: Food Prices in Kg. Cham Province
 January 2007–March 2008



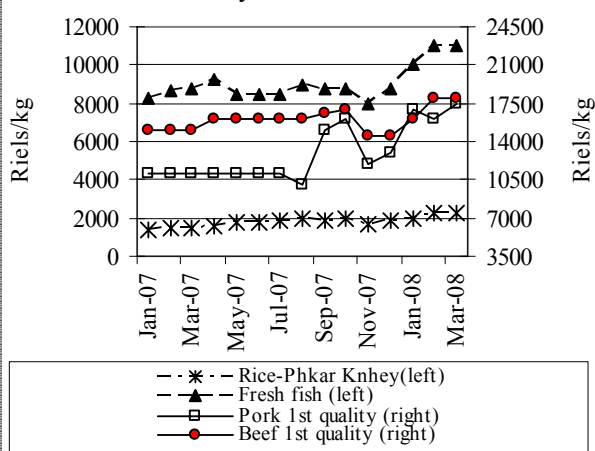
Source: CDRI

Cambodia: Food Prices in Kampot Province
 January 2007–March 2008



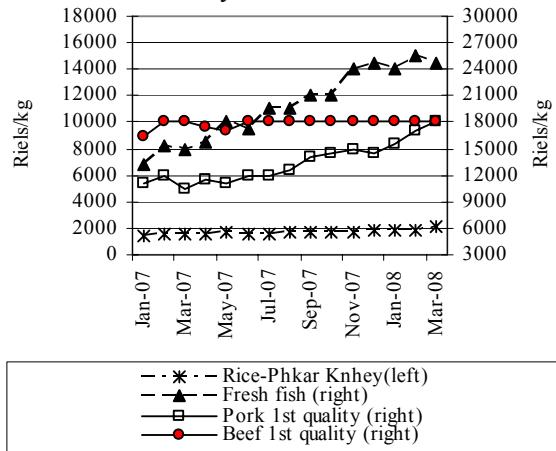
Source: CDRI

Cambodia: Food Prices in Kratie Province
 January 2007–March 2008



Source: CDRI

Cambodia: Food Prices in Kg. Speu Province
 January 2007–March 2008

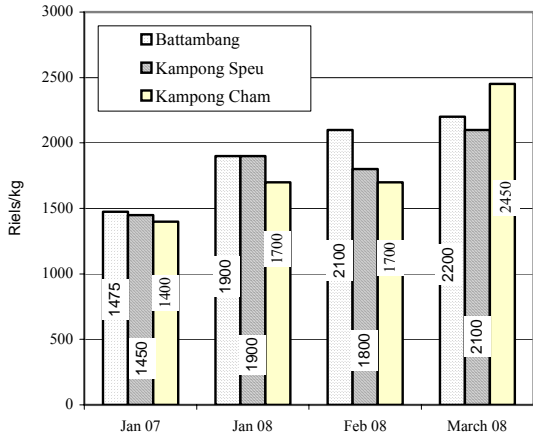


Source: CDRI

ផ្លូវទំនិញតាមបណ្តាខេត្តស្រែប្រទេសកម្ពុជា: តាមម្ហូបទំនិញ

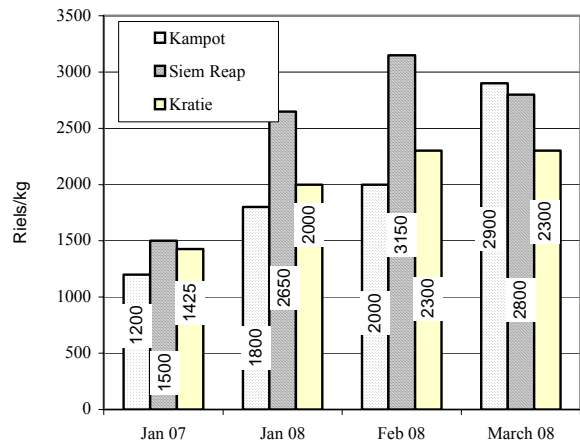
Provincial Goods Prices in Cambodia by Products

Cambodia: Rice Price in Three Provinces
(Selected months)



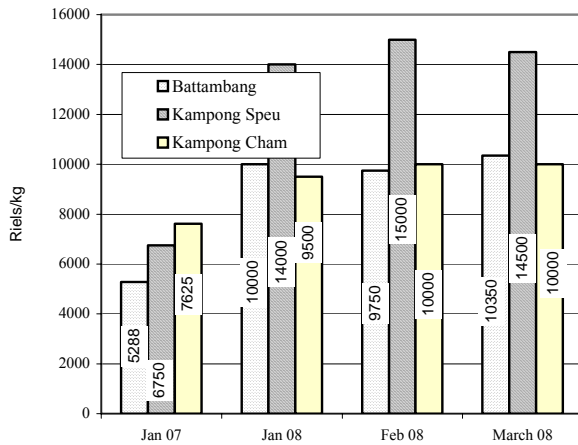
Source: CDRI

Cambodia: Rice Price in Three Provinces
(Selected months)



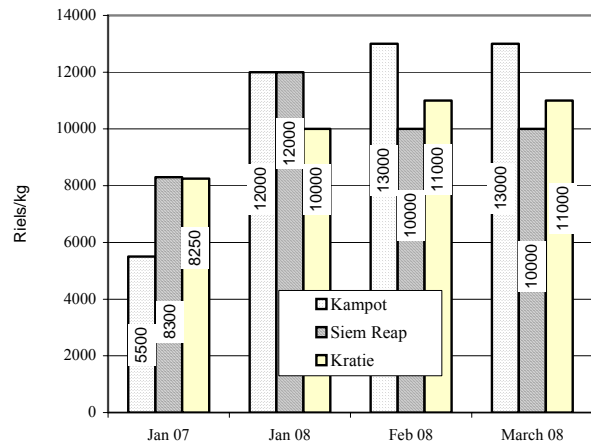
Source: CDRI

Cambodia: Fish Price in Three Provinces
(Selected months)



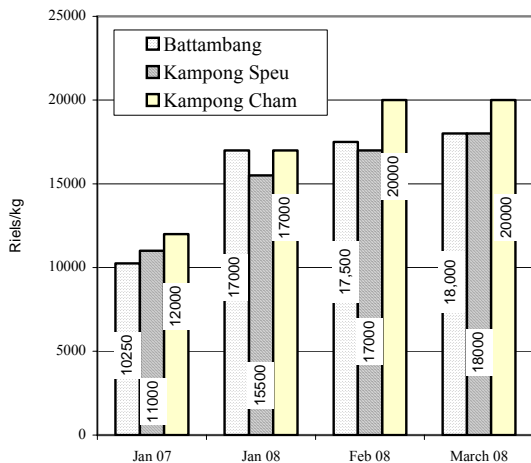
Source: CDRI

Cambodia: Fish Price in Three Provinces
(Selected months)



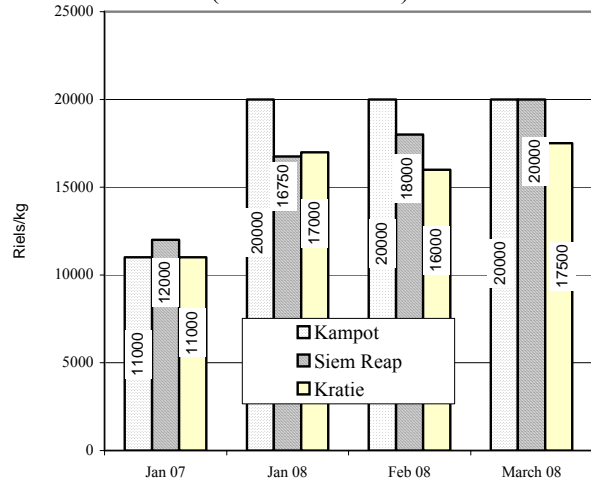
Source: CDRI

Cambodia: Pork Price in Three Provinces
(Selected months)



Source: CDRI

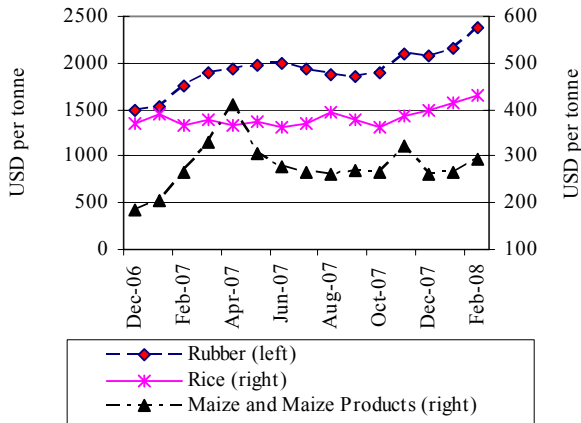
Cambodia: Pork Price in Three Provinces
(Selected months)



Source: CDRI

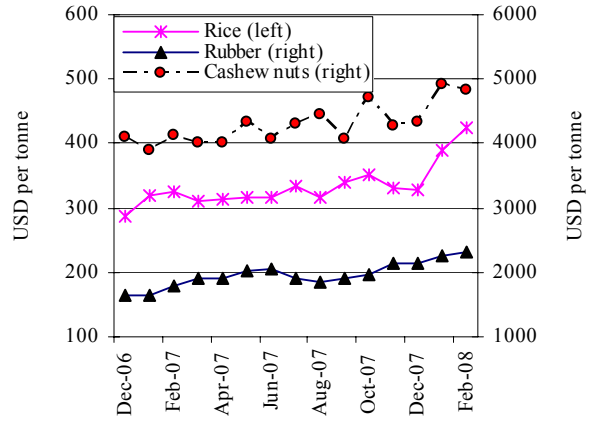
តំលៃទំនិញ ការនាំចេញ និង ចំនួនទេសចរអន្តរជាតិនៅក្នុងប្រទេសជាដៃគូរបស់កម្ពុជា
Goods Prices, Exports and International Tourist Arrivals to Partners of Cambodia

Thailand: Prices of Rubber, Rice and Maize
 December 2006–February 2008



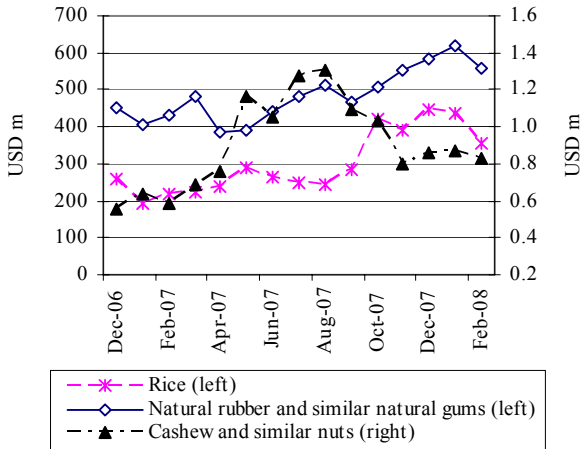
Source: Bank of Thailand, Foreign Trade and Balance of Payments

Vietnam: Prices of Rubber, Rice and Cashew nuts
 December 2006–February 2008



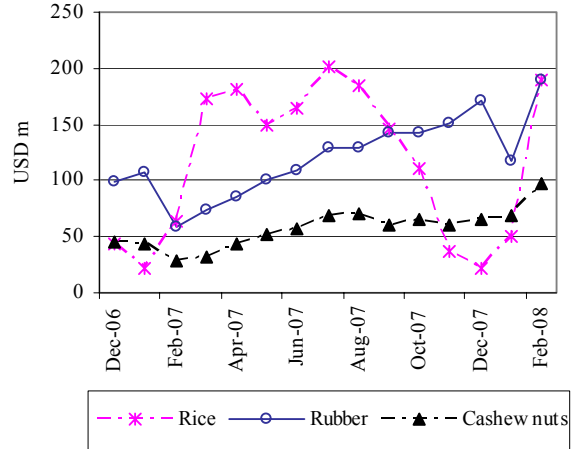
Source: General Statistics Office of Vietnam

Thailand: Exports to the World
 December 2006–February 2008



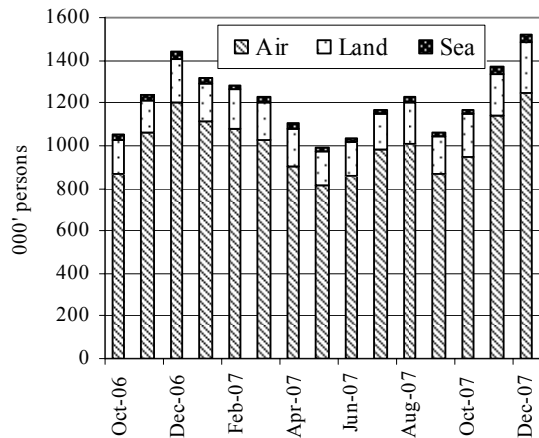
Source: The Customs Department of Thailand

Vietnam: Exports to the World
 December 2006–February 2008



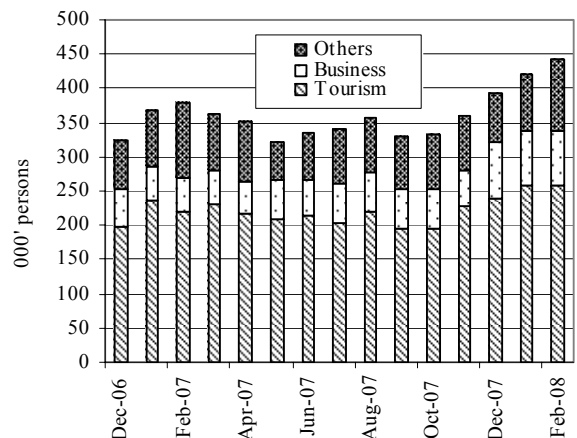
Source: General Statistics Office of Vietnam

Thailand: International Tourist Arrivals
 October 2006–December 2007



Source: The Tourism Authority of Thailand (TAT)

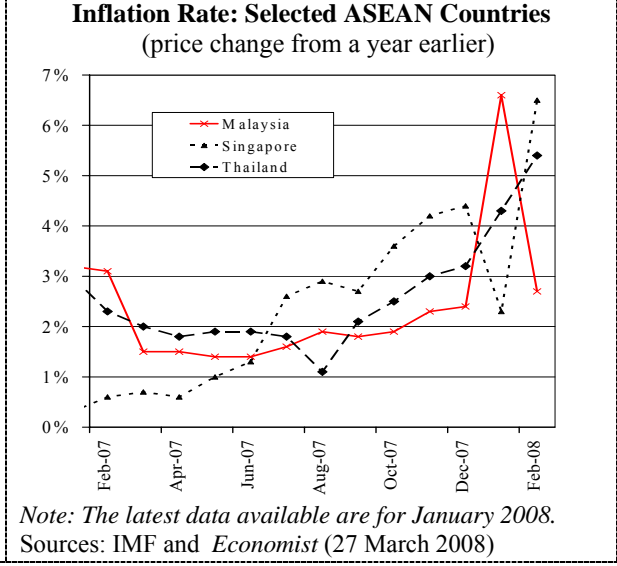
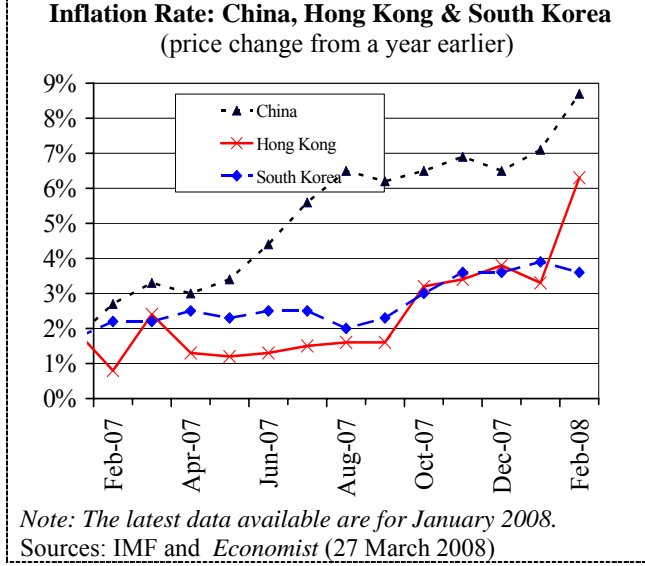
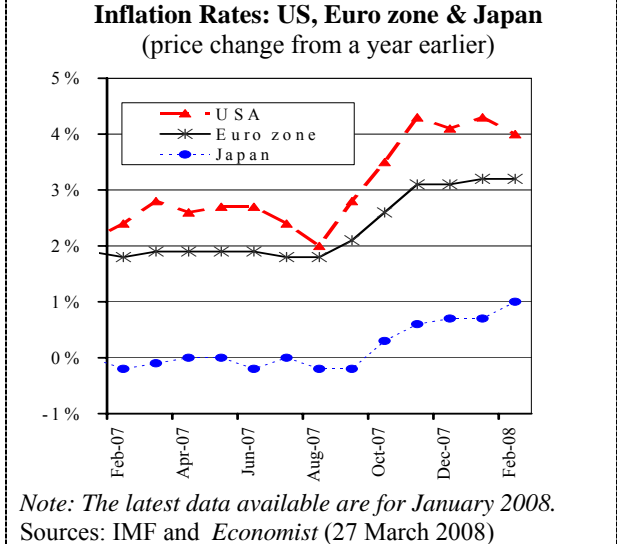
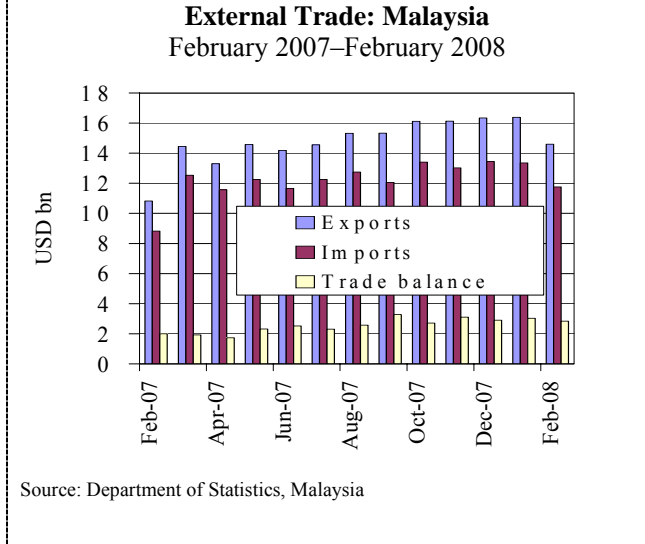
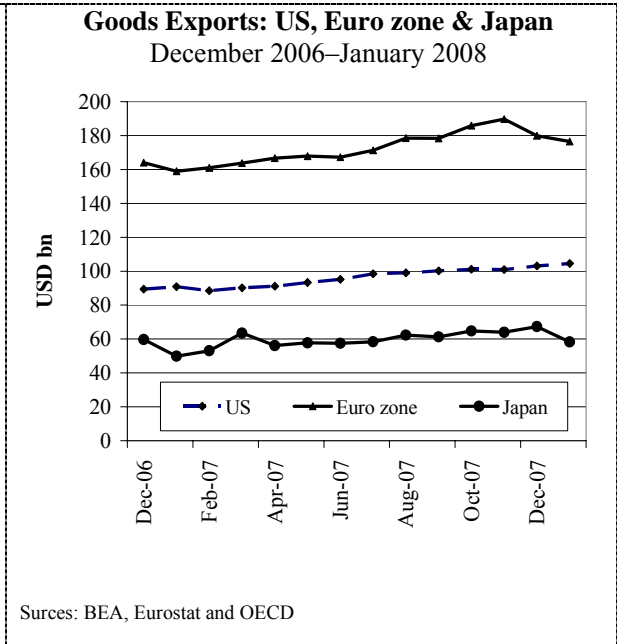
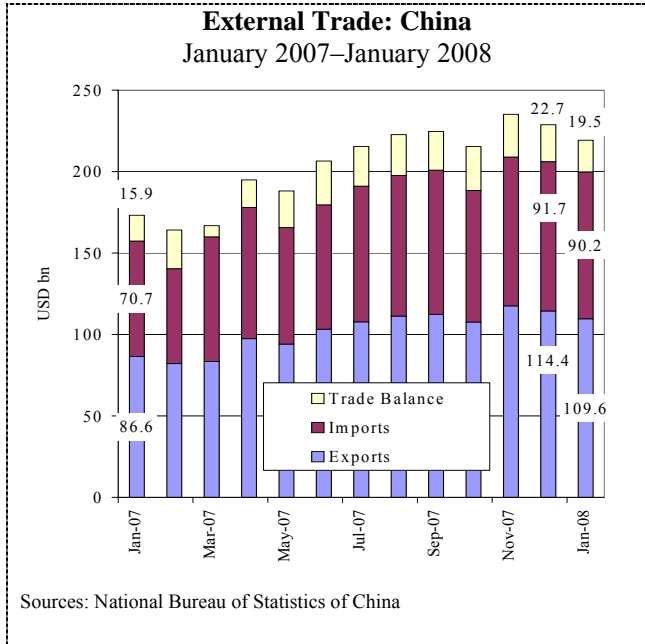
Vietnam: International Tourist Arrivals
 December 2006–February 2008



Source: General Statistics Office of Vietnam

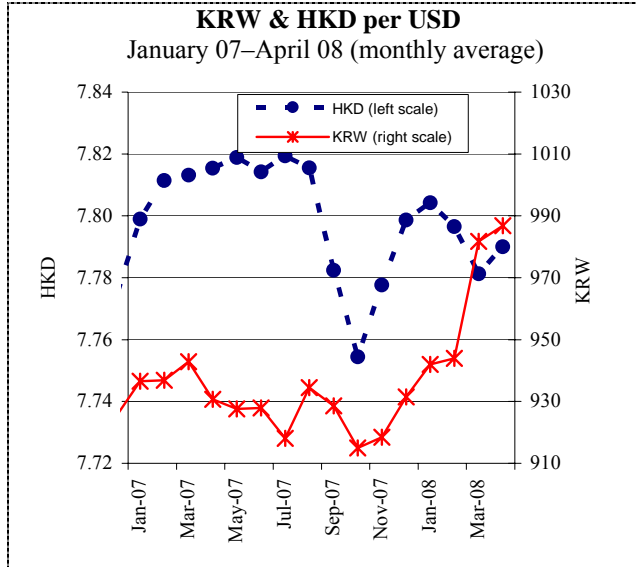
សកម្មភាពសេដ្ឋកិច្ច និង ស្ថានភាពអត្រាអតិផរណាដែលបណ្តាប្រទេសជាដៃគូរបស់កម្ពុជា

Economic Activity and Inflation Rates of Selected Economic Partners of Cambodia

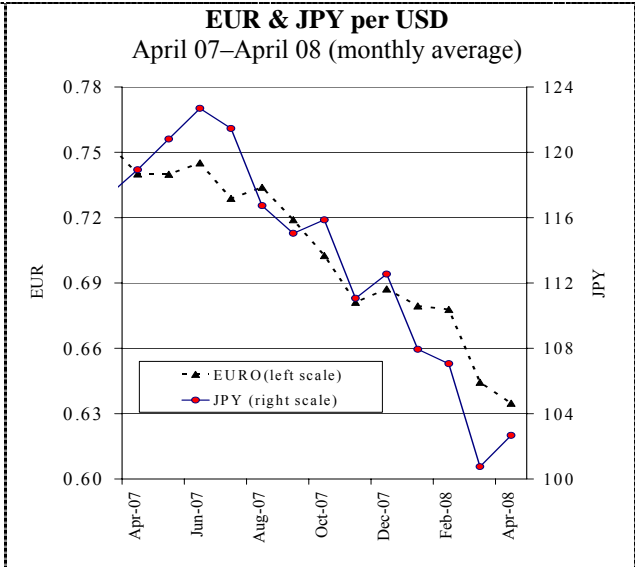


អត្រាប្តូររូបិយភ័ណ្ឌ និង តម្លាទំនិញសេដ្ឋកិច្ចពិភពលោក

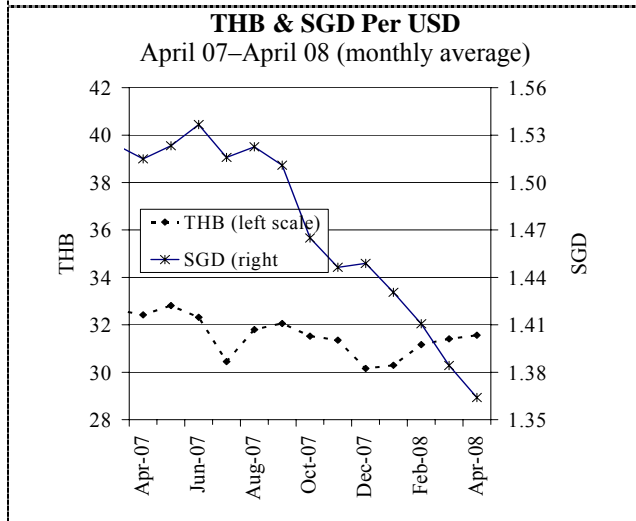
Exchange Rates and Commodity Prices in World Markets



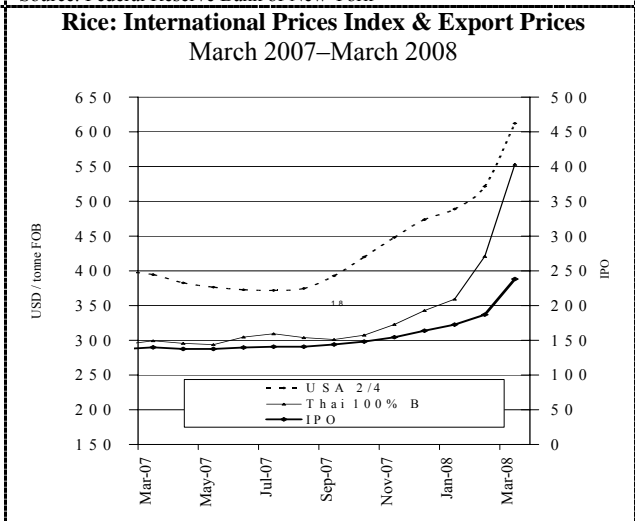
Source: Federal Reserve Bank of New York



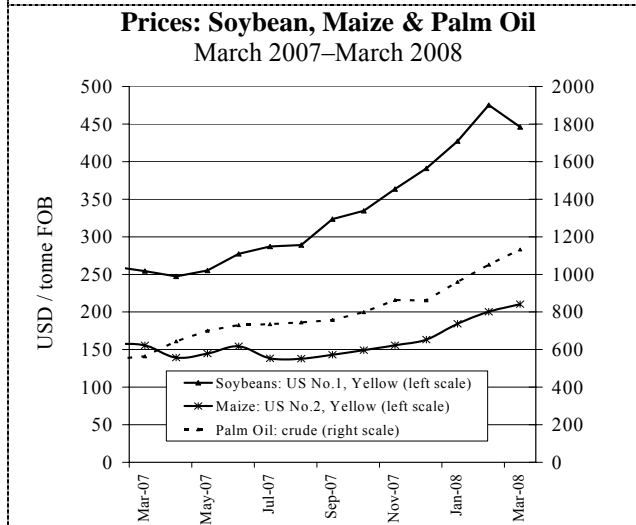
Source: Federal Reserve Bank of New York



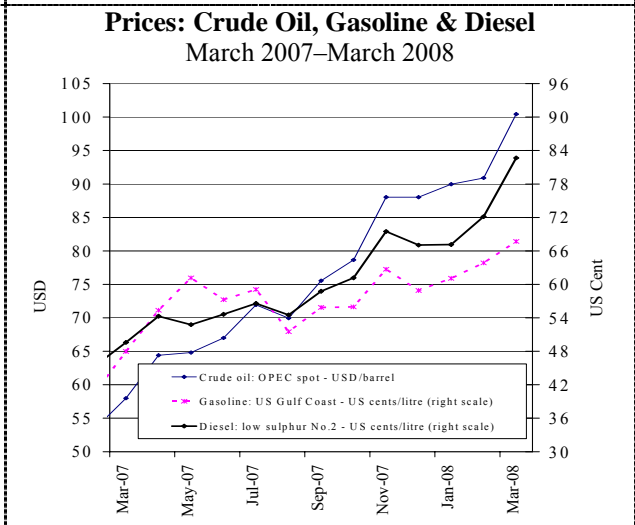
Source: Federal Reserve Bank of New York



Sources: Osiriz/InfoArroz and InterRice.



Source: Food and Agriculture Organization (FAO)



Source: US Energy Information Administration

ព័ត៌មានសេដ្ឋកិច្ច
Economic News

ព័ត៌មានសេដ្ឋកិច្ចសំខាន់ៗប្រចាំខែមេសា:

ជប៉ុន និងអាស៊ាន បានចុះហត្ថលេខាលើកតិកាសញ្ញាពាណិជ្ជកម្មសេរី:
យោងតាមព័ត៌មាននៅថ្ងៃច័ន្ទ បានអោយដឹងថា ប្រទេសជប៉ុន និងសមាគម
ប្រជាជាតិអាស៊ីអាគ្នេយ៍ (អាស៊ាន) បានចុះហត្ថលេខារួមគ្នាលើ
កិច្ចព្រមព្រៀង ស្តីពី ការលុបចោលនាំចេញពាណិជ្ជកម្ម រវាងជប៉ុនជាប្រទេស
សេដ្ឋកិច្ចធំជាងគេទី២ និងសមាជិកទាំង១០ របស់អាស៊ាន ។ កិច្ចព្រមព្រៀង
នឹងដំណើរការជាផ្លូវការនៅចុងឆ្នាំ២០០៨ ហើយនៅថ្ងៃច័ន្ទនេះ ប្រទេស
ម៉ាឡេស៊ី ជាសមាជិកអាស៊ានចុងក្រោយគេដែលចុះហត្ថលេខា ។ ផ្អែកលើ
កិច្ចព្រមព្រៀងនេះ ដែលបានអនុម័តរួចរាល់នៅខែវិច្ឆិកា មានប្រហែល
៩០%នៃពាណិជ្ជកម្មរវាងជប៉ុន និងអាស៊ាន មិនត្រូវបានយកពន្ធនោះ នៅក្នុង
រយៈពេល ១០ឆ្នាំខាងមុខ ។

កម្ពុជាសង្ឃឹមថានឹងអាចនាំចេញអង្ករ ៨លានតោន នៅមុនឆ្នាំ២០១៥:
នៅថ្ងៃសុក្រ សារព័ត៌មាន ឌី មេកុងថៃមស៍ បានចុះផ្សាយថា កម្ពុជាពឹងថា
នឹងអាចនាំចេញអង្ករ ៨លានតោនក្នុងមួយឆ្នាំ នៅមុន ឆ្នាំ២០១៥ ។ នៅក្នុង
សារព័ត៌មានដដែល ឯកឧត្តម ចាន់ សារ៉ុន រដ្ឋមន្ត្រីក្រសួងកសិកម្ម
រុក្ខាប្រមាញ់ និងនេសាទ បានមានប្រសាសន៍ថា "យើងនឹងលើកទឹកចិត្តដល់
កសិករឱ្យធ្វើស្រែ ២-៣ដងក្នុងមួយឆ្នាំ ហើយនឹងពង្រឹងប្រព័ន្ធធារាសាស្ត្រ
បន្ថែមទៀតដើម្បីបង្កើនផលិតកម្មស្រូវ" ។ ឯកឧត្តម បានបញ្ជាក់ប្រាប់
អ្នកចូលរួមការតាំងពិព័រណ៍ផលិតផលកសិកម្មនៅខេត្តកំពង់ឆ្នាំង កាលពី
ថ្ងៃព្រហស្បតិ៍ថា កម្ពុជាមានដីសំរាប់ធ្វើកសិកម្មចំនួន ៣លានហិកតា ។
លោក Yang Saing Koma នាយកប្រតិបត្តិនៃមជ្ឈមណ្ឌលកម្ពុជា
ដើម្បីសិក្សា និងអភិវឌ្ឍន៍កសិកម្ម យល់ស្របថា គេអាចបង្កើនផលិតផលស្រូវ
បាន ។ យោងតាមស្ថិតិផ្លូវការ កម្ពុជាមានអតិរេកផលស្រូវជាង ២លាន
តោន ដោយទិន្នផលសរុបមាន ៦.៧២លានតោន នៅក្នុងឆ្នាំ២០០៧ ។
នៅកម្ពុជា អង្ករល្អៗ លក់ក្នុងតំលៃ ប្រហែល ១ដុល្លារ/គ.ក ។

ព័ត៌មានសេដ្ឋកិច្ចដទៃទៀត:

- ១. "សេដ្ឋកិច្ចកម្ពុជានឹងថយចុះបន្តិចនៅឆ្នាំ២០០៨: សហប្រជាជាតិ"
- ២. "អាស៊ានចាត់វិធានការលើការឡើងថ្លៃអង្ករ"
- ៣. "អ្នកដឹកនាំប្រទេសនៅអនុតំបន់ទន្លេមេគង្គ ព្រមព្រៀងគ្នាលើផែនការ
អភិវឌ្ឍន៍រយៈពេល៥ឆ្នាំដ៏មានមហិច្ឆតា"
- ៤. "កម្ពុជានឹងបង្កើតក្រុមហ៊ុនអាកាសចរជាតិ"

April's Economic News Highlights:

Japan, ASEAN finished inking free trade pact:
Japan and the Association of Southeast Asian Nations said Monday they had finished signing a deal to remove trade barriers between the world's second-largest economy and the 10-member bloc. The deal, which is set to come into effect later this year, was formally signed Monday by Malaysia, the last of the 10 members of the ASEAN bloc to sign off. Under the pact, which was finalised in November, approximately 90 percent of trade between Asia's largest economy and the ASEAN bloc will be tariff-free within 10 years. (Source: AFP)

Cambodia hopes to export 8 mn tonnes of rice by 2015: minister: Cambodia expects to be able to export eight million tonnes of rice per year by 2015, the Khmer-English language newspaper the *Mekong Times* on Friday quoted Minister of Agriculture and Fisheries Chan Sarun as saying: "We will encourage farmers to crop twice or three times a year and further strengthen irrigation systems in order to increase rice production," the minister told visitors to an exhibition of natural agricultural products held on Thursday in Kampong Chhnang province, stressing that the country has three million hectares of agricultural land. Yang Saing Koma, executive director of the Cambodian Center for Study and Development in Agriculture, agreed that the harvest could be boosted. According to official statistics, Cambodia had a surplus of over two million tonnes of paddy rice from a total harvest of 6.72 million in 2007. High-quality rice currently sells for around one U.S. dollar a kilogram in Cambodia. (Source: Xinhua)

Links to other economic news:

- 1. "Cambodia economic growth to slow in 2008: UN"
(<http://afp.google.com/article/ALeqM5hl0CG0widOwr0XkwKiu6RsPeVOPQ>)
- 2. "Asean acts over rice prices"
(http://www.ft.com/cms/s/0/94f06680-19e6-11dd-ba02-0000779fd2ac.html?nclink_check=1)
- 3. "Mekong leaders agree on ambitious 5-year development plan"
(<http://www.adb.org/cambodia/default.asp>)
- 4. "Cambodia to get national airline"
(http://www.phnompenhpost.com/index.php?option=com_content&task=view&id=530&Itemid=53)