



វិទ្យាស្ថានបណ្តុះបណ្តាល និង ស្រាវជ្រាវដើម្បីអភិវឌ្ឍន៍កម្ពុជា

**CDRI – Cambodia’s Leading Independent
Development Policy Research Institute**

របាយការណ៍ខ្លីៗស្តីពីសេដ្ឋកិច្ចកម្ពុជា

Flash Report on the Cambodian Economy

កុម្មុះ ២០០៩ / February 2009

សាំង ច័ន្ទហង្ស / Saing Chan Hang

ផាន់ ដាលីស / Phann Dalis

ប៉ុន ជ័រណា / Pon Dorina

បកប្រែដោយ: យូ សិធីវិទ្យា និង ខេង សេង

ភ្នំពេញ កម្ពុជា

Phnom Penh, Cambodia

TO SUBSCRIBE, PLEASE CONTACT:

*Office Address: #56, Street 315, Tuol Kork, Phnom Penh, Cambodia, Postal Address: CDRI, PO Box 622 Phnom Penh, Cambodia
Tel: (855-23) 881-384/881-701/881-916/883-603 Fax: (855-23) 880-734 E-mail: pubs@cdri.forum.org.kh. Web site: http://www.cdri.org.kh*

បកស្រាយសារសំខាន់ៗ

អត្ថបទសង្ខេបនេះ ផ្ដោតទៅលើស្ថានភាពសេដ្ឋកិច្ចសំខាន់ៗមួយចំនួនសំរាប់ កម្ពុជា និងប្រទេសជាដៃគូពាណិជ្ជកម្មចំបងៗ ដោយប្រៀបធៀបតួលេខនៃ ខែនេះ ជាមួយនឹងខែមុនៗ ក្នុងឆ្នាំ២០០៧ និង ២០០៨ ។

នៅអំឡុងត្រីមាសទី៤ ឆ្នាំ២០០៨ អនុម័តវិនិយោគគិតជាទ្រព្យសកម្មជាប់លាប់ សរុប ធ្លាក់ចុះ ៦៥% ធៀបនឹងត្រីមាសមុន ប៉ុន្តែកើនឡើង ១១៣% ធៀប ត្រីមាសដូចគ្នាឆ្នាំមុន ។ ចាប់ពីត្រីមាសទី៣ ដល់ត្រីមាសទី៤ ឆ្នាំ២០០៨ អនុម័តវិនិយោគក្នុងវិស័យកសិកម្ម និងសេវាកម្ម ធ្លាក់ចុះ ៧៦% និង ៧០% រីឯ វិនិយោគក្នុងវិស័យឧស្សាហកម្ម កើនឡើងមួយជាបួន ។ ធៀបនឹងត្រីមាសទី៤ ឆ្នាំមុន អនុម័តវិនិយោគក្នុងវិស័យសេវាកម្ម និងឧស្សាហកម្ម កើនឡើង ៣៣១% និង៤៨% ចំណែកវិនិយោគក្នុងវិស័យកសិកម្ម ថយចុះ ៩៦% ។

នៅខែវិច្ឆិកា ឆ្នាំ២០០៨ ចំនួនភ្ញៀវបរទេសសរុបមកកម្ពុជា កើនឡើង ២២% ធៀបនឹងខែមុន ដោយសារចំនួនភ្ញៀវមកសំរាកលំហែ កើនឡើង ២៣% ប៉ុន្តែ ចំនួនភ្ញៀវមកធ្វើជំនួញ ធ្លាក់ចុះ ៦% ។ ធៀបនឹងខែដដែលនៅឆ្នាំមុន ចំនួន ភ្ញៀវបរទេសសរុបមកកម្ពុជា ធ្លាក់ចុះតិចតួច គឺ ១.៦% ដោយសារចំនួនភ្ញៀវ មកសំរាកលំហែ និងភ្ញៀវមកធ្វើជំនួញ ធ្លាក់ចុះ ៣.៥% និង ៥.៣% ។

នៅខែកញ្ញា ឆ្នាំ២០០៨ តំលៃសរុបនៃអនុម័តគំរោងសាងសង់នៅរាជធានី ភ្នំពេញ កើនឡើងខ្លាំង ដោយសារ គំរោងសាងសង់ផ្សេងៗ កើនឡើង ១២៩% ធៀបនឹងខែមុន ។ ប៉ុន្តែអនុម័តគំរោងសាងសង់ផ្ទះល្វែង និងភូមិត្រីនិងផ្ទះ ធ្លាក់ចុះ ៩២.៥% និង ៣៨.៣% ។ ធៀបនឹងខែដដែលនៅឆ្នាំមុន តំលៃសរុបនៃ អនុម័តគំរោងសាងសង់ មានការកើនឡើងគួរឱ្យកត់សំគាល់ ។

នៅខែធ្នូ ឆ្នាំ២០០៨ អតិផរណាថ្លៃទំនិញប្រើប្រាស់ពីមួយឆ្នាំទៅមួយឆ្នាំ ធ្លាក់ចុះ ១៣.៥% តែនៅទាបជាងអត្រា ១៥.៧% កាលពីខែវិច្ឆិកា ។ ការធ្លាក់ចុះនេះ ឆ្លុះបញ្ចាំងពីកំណើនថ្លៃយឺតនៃម្ហូបអាហារ ភេសជ្ជៈ និងថ្នាំជក់ (២២.៣%) ព្រមទាំងថ្លៃដឹកជញ្ជូន និងទូរគមនាគមន៍ (១.១%) ។ នៅខែមករា ឆ្នាំ២០០៩ ម៉ាស៊ូត និងសាំង មាននិរន្តរភាពបន្តធ្លាក់ថ្លៃ មកត្រឹម ២៨៥៧រៀល/លីត្រ និង ៣០៣១រៀល/លីត្រ ។

នៅខែតុលា ឆ្នាំ២០០៨ អត្រាការប្រាក់លើបញ្ជីជាប្រាក់រៀលក្នុងរយៈ ១២ខែ នៅថេរ (៧.៦%) ចំណែកអត្រាការប្រាក់លើបញ្ជីជាប្រាក់ដុល្លារ គឺ ៦.២% ដែលខ្ពស់ជាង អត្រា ៥.៦% កាលពីខែមុន ។ ក្នុងខែនេះដែរ ប្រាក់រៀលធ្លាក់ថ្លៃ ទល់នឹងដុល្លារUS និងប្រាក់បាតថៃ ដោយប្តូរបាន ៤១០៥រៀល/ដុល្លារUS និង ១១៨.០រៀល/បាត ប៉ុន្តែឡើងថ្លៃទល់នឹងប្រាក់ដុល្លារជប៉ុន ដោយប្តូរបាន ២៣.៦រៀល/១០០ដុល្លារ ។

នៅខែតុលា ឆ្នាំ២០០៨ ការនាំចូលបារី និងស៊ីម៉ង់ត៍ កើនឡើង ៤៣.០% និង ១៤.៧% ចំណែកការនាំចូលដែកថែប ធ្លាក់ចុះ ២៦.០% ។ ការនាំចូល ផលិតផលប្រេង ធ្លាក់ចុះ ២.៣% ធៀបនឹងខែមុន ។ ក្នុងខែតុលានេះដែរ

Highlights

This report highlights some of the key economic indicators for Cambodia and its main trading partners. It compares figures for the current months with those of earlier months in 2007 and 2008.

During the fourth quarter of 2008, total fixed asset investment approvals shrank by 65 percent from the preceding quarter, but surged by 113 percent from the same quarter last year. From the third to the fourth quarter of 2008, investment approvals in agriculture and services plummeted by 76 percent and 70 percent, respectively, while investment in industry increased fourfold. From the same quarter last year, investment approvals in services and industry rose by 331 percent and 48 percent, while investment in agriculture plunged by 96 percent.

In November, the total number of foreign visitors rose by 22 percent from the preceding month driven by a 23 percent rise in holiday visitors, but was offset by a 6.0 percent drop in business visitors. From the same month last year, the total number of foreign visitors fell slightly by 1.6 percent, caused by 3.5 percent and 5.3 percent drops in the number of holiday and business visitors.

In September, the total value of construction approvals in Phnom Penh shot up significantly stemming from a 129-percent rise in other construction approvals from last month, while approvals for flats, and villas and houses declined by 92.5 percent and 38.3 percent, respectively. Compared with the same month last year, the total value of construction approvals marked a substantial rise.

In December, year-on-year consumer price inflation slid further to 13.5 percent, lower than the 15.7 percent in November. The slowdown reflected the sluggish rises in the prices of food, beverages and tobacco (22.3 percent) and of transportation and communication (1.1 percent). In January, the downward trends of diesel and gasoline prices were still evident. Diesel and gasoline prices were at 2857 riels/l and 3031 riels/l, respectively.

In October, the interest rate on twelve-month riel deposits remained unchanged at 7.6 percent, while the interest rate on twelve-month dollar deposits was 6.2 percent, higher than the 5.6 percent of a month earlier. During the same month, riel values traded low against the US dollar and Thai baht at 4105 riels/USD and 118.0 riels/THB, but high against Vietnamese dong at 23.6 riels/VND.

In October, cigarettes and cement imports were up by 43.0 percent and 14.7 percent, while steel imports were down by 26.0 percent. Petroleum imports dropped by 2.3 percent from a month earlier. In the same month,

ការនាំចេញសរុបកើនឡើង ៧.៧% ដោយសារកំនើនការនាំចេញសំលៀកបំពាក់ (៨.៦%) ប៉ុន្តែការនាំចេញកៅស៊ូ និងត្រី ធ្លាក់ចុះ ៤៦.៥% និង ៦៩.៥% ។ ធៀបនឹងខែដូចគ្នាឆ្នាំមុន ការនាំចេញសរុប កើនឡើង ១៦.២% ដោយសារ កំនើនការនាំចេញសំលៀកបំពាក់ ២១.៤% ដែលបានជួយប៉ះប៉ូវការធ្លាក់ចុះ ៥៣.៤% និង ៨៣.១% នៃការនាំចេញកៅស៊ូ និង ការនាំចេញត្រី ។

នៅកញ្ញា ឆ្នាំ២០០៨ អតិរេកថវិការចរន្ត បន្តកើនឡើងដល់ ១៤៨.៤ពាន់លាន រៀល ធៀបនឹងខែមុន ។ ចំណូលចរន្តសរុប កើនឡើង ៩.៣% ដែលក្នុងនោះ ចំណូលមិនមែនពន្ធ និង ចំណូលពន្ធនាំចូល និងពន្ធនាំចេញ កើនឡើង ១១២% និង ៣០% ចំណែកចំណូលពន្ធក្នុងស្រុក ធ្លាក់ចុះ ១៣% ។ ទន្ទឹមគ្នានេះ ចំណាយថវិកាចរន្ត កើនឡើង ៦.៦% ធៀបនឹងខែមុន និងកើន ៩.៧% ធៀបនឹងមួយឆ្នាំមុន ។ ធៀបនឹងខែដូចគ្នាឆ្នាំមុន ចំណូលចរន្តសរុប កើន ៩.៤% ដោយសារកំនើនចំនួនមិនមែនពន្ធ ៤០% និងកំនើនចំនួនពន្ធក្នុងស្រុក ១១% ដែលបានជួយប៉ះប៉ូវការធ្លាក់ចុះ ៩.២% នៃចំណូលពន្ធពាណិជ្ជកម្ម ។

នៅខែមករា ឆ្នាំ២០០៩ ក្នុងខេត្តកំពត ទំនិញជ្រើសរើសទាំងអស់ មានថ្លៃថេរ ។ សាច់គោ និងសាច់ជ្រូកគុណភាពលេខមួយ នៅខេត្តសៀមរាប និង កំពង់ចាម រក្សាថ្លៃដដែល ។ ត្រីស្រស់ ចុះថ្លៃតិចតួច នៅខេត្តសៀមរាប បាត់ដំបង កំពង់ស្ពឺ និង កំពង់ចាម ប៉ុន្តែឡើងថ្លៃ ២៩.៤% នៅខេត្តស្វាយរៀង ។

នៅខែធ្នូ ឆ្នាំ២០០៨ អតិផរណាថ្លៃទំនិញប្រើប្រាស់ពីមួយឆ្នាំទៅមួយឆ្នាំ បន្តធ្លាក់ ចុះនៅទូទាំងសកលលោក ។ ក្នុងនោះ អតិផរណានៅសហរដ្ឋអាមេរិក តំបន់អឺរ៉ុប និងជប៉ុនគឺ ០.១% ១.៦% និង ០.៤% ។ បណ្តាប្រទេសឧស្សាហកម្មថ្មី ក៏ មាននិន្នាការដូចគ្នាដែរ ដូចជា ហុងកុង (២.១%) និងកូរ៉េខាងត្បូង (៤.១%) ប៉ុន្តែថ្លៃទំនិញប្រើប្រាស់នៅចិន កើនឡើង ១.២% ។ អតិផរណានៅប្រទេស សមាជិកអាស៊ានមួយចំនួន ក៏ធ្លាក់ចុះដែរ ដូចជា ប្រទេសម៉ាឡេស៊ី (៤.៤%) សិង្ហបុរី (៤.៣%) និងថៃ (០.៤%) ។

នៅខែមករា ឆ្នាំ២០០៩ ដុល្លារUS ធ្លាក់ថ្លៃតិចតួចទល់នឹងដុល្លារហុងកុង ប្រាក់អឺរ៉ូ និងដុល្លារសិង្ហបុរី ដោយប្តូរបាន ៧.៧៦ដុល្លារហុងកុង/ដុល្លារUS ០.៧៥អឺរ៉ូ/ដុល្លារUS និង ១.៤៩ដុល្លារសិង្ហបុរី/ដុល្លារUS ប៉ុន្តែវាឡើងថ្លៃ ទល់នឹងប្រាក់យ៉េនជប៉ុន ដោយប្តូរបាន ៩០.៤៨យ៉េន/ដុល្លារUS ។ ដុល្លារUS មានតំលៃថេរទល់នឹងប្រាក់រៀលកូរ៉េខាងត្បូង និងប្រាក់បាតថៃ ។

នៅខែធ្នូ ឆ្នាំ២០០៨ នៅទីផ្សារអន្តរជាតិ ទំនិញកសិកម្ម និងថាមពល ធ្លាក់ថ្លៃ ដែលក្នុងនោះ អង្ករ (Thai 100% B) សណ្តែកសៀង និងពោត ធ្លាក់ថ្លៃ ៤.៩% ៧.១% និង ១១.១% ប៉ុន្តែប្រេងឆាឡើងថ្លៃ ៣.១% ធៀបនឹងខែមុន ។ សណ្តែកសៀង ពោត និងប្រេងឆា លក់ថ្លៃ ៣៦២.៥ដុល្លារUS/តោន ១៦២.១ដុល្លារUS/តោន និង ៥៥៤.៦ដុល្លារUS/តោន ។ ប្រេងឆា សំរាំង និងម៉ាស៊ូត ធ្លាក់ថ្លៃ ២០.៨% ២២.៨% និង ២៨.៥% ធៀបនឹងខែមុន មកត្រឹម ៤០.៦ដុល្លារUS/បារ៉ែល ២៤.៦សេន/លីត្រ និង ៣៤.១សេន/លីត្រ ។

total exports marked a 7.7 percent rebound, which was backed by the 8.6 percent surge in garment exports, while rubber and fish exports plummeted by 46.5 percent and 69.5 percent. Compared with the same month last year, total exports jumped by 16.2 percent resulting from a 21.4 percent spike in garment exports offset by a 53.4 percent fall in rubber exports and an 83.1 percent drop in fish exports.

In September, current budget surplus continued to expand to KHR 148.4 bn. from a month earlier. In terms of the current revenue, total current revenues were up by 9.3 percent. Therein, non-tax and import and export tax revenues grew by 112 percent and 30 percent, while domestic tax revenue plunged by 13 percent. During the same month, current budget expenditure rose by 6.6 percent from last month, and by 9.7 percent from a year earlier. From the same month last year, total current revenue spiked by 9.4 percent, backed by a 40 percent rise in non-tax and a 11 percent hike in domestic tax, offset by a decline in trade tax revenue of 9.2 percent.

In January, all selected food prices were stable in Kampot. Prices of first quality beef and pork in Siem Reap and Kg. Cham were also unchanged. Prices of fresh fish showed a slight decline in Siem Reap, Battambang, Kompong Speu and Kg. Cham, but rose by 29.4 percent in Svay Rieng.

In December, year-on-year consumer price inflation continued to slide across continents. Therein, inflation rates in the US, the Euro zone and Japan were 0.1 percent, 1.6 percent and 0.4 percent, respectively. The same trends were also evident in the newly industrialized economies— Hong Kong (2.1 percent) and South Korea (4.1 percent)— while consumer prices in China grew by 1.2 percent. Inflation in some ASEAN countries also indicated downward movement, i.e. Malaysia (4.4 percent), Singapore (4.3 percent) and Thailand (0.4 percent).

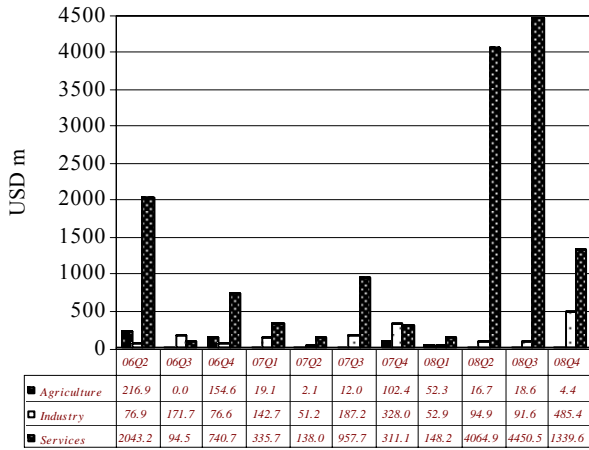
In January, the US dollar depreciated slightly against the Hong Kong dollar, the euro and the Singapore dollar, exchanging at 7.76 HKD/USD, 0.75 EURO/USD and 1.49 SGD/USD, but appreciated against the Japanese yen, selling at 90.48 JPY/USD. US dollar values were stable against South Korean won, and Thai baht.

In December, agriculture and energy prices slid further in international markets. Therein, prices of rice (Thai 100% B), soybeans and maize slumped by 4.9 percent, 7.1 percent and 11.1 percent, while the price of palm oil rebounded by 3.1 percent from a month earlier. Soybean, maize and palm oil were sold at USD 362.5/tonne, USD 162.1/tonne and USD 554.6/tonne, respectively. Crude oil, gasoline and diesel prices fell by 20.8 percent, 22.8 percent and 28.5 percent from the preceding month. Crude oil, gasoline and diesel prices were at USD 40.6/barrel, US 24.6 cents/litre and US 34.1 cents/litre.

សកម្មភាពសេដ្ឋកិច្ចសំខាន់ៗ និង ថ្លៃទំនិញសេវាភ្ជាប់

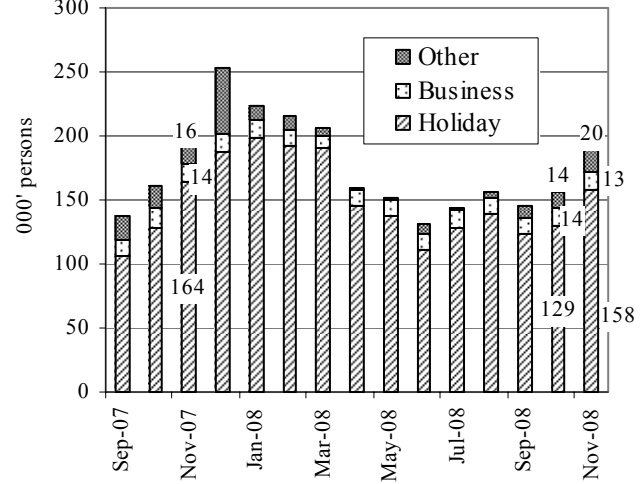
Main Economic Activities and Consumer Prices in Cambodia

Fixed Asset Investment Approvals
2006 Q2–2008 Q4



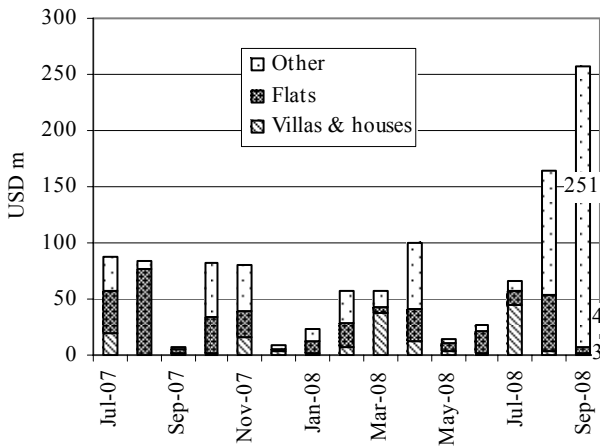
Including expansion projects
Source: Council for the Development of Cambodia

Cambodia: Foreign Visitor Arrivals
September 2007–November 2008



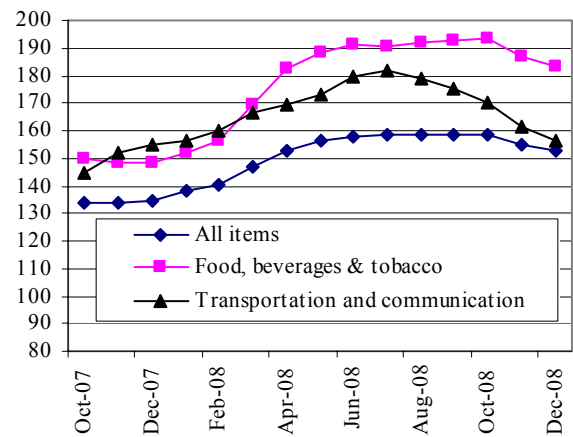
Source: Ministry of Tourism

Phnom Penh: Value of Construction Approvals
July 2007–September 2008



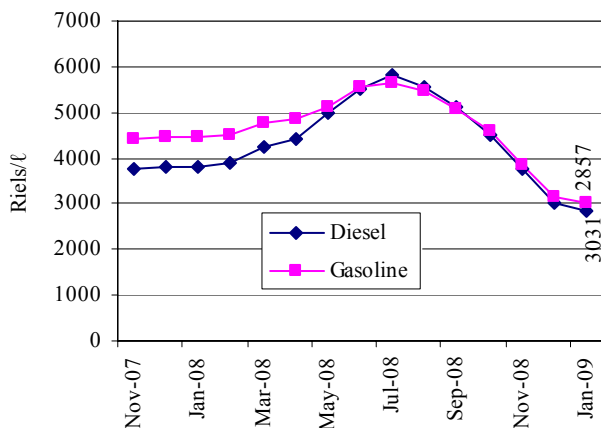
Source: Economic & Monetary Statistics, NBC
*Revised data

Cambodia: Consumer Price Index
(July–December 2000=100)
October 2007–December 2008



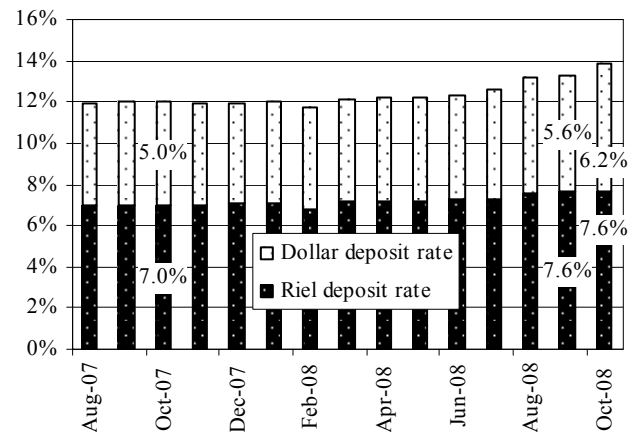
Source: National Institute of Statistics

Phnom Penh: Gasoline & Diesel Prices
November 2007–January 2009



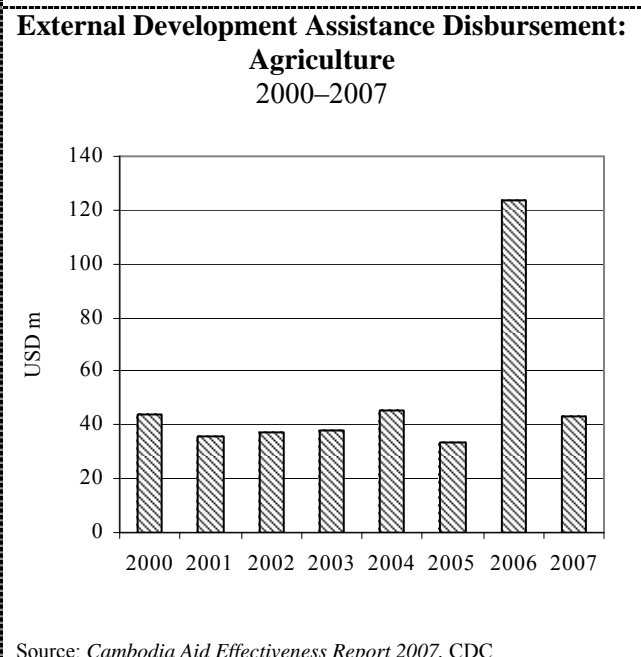
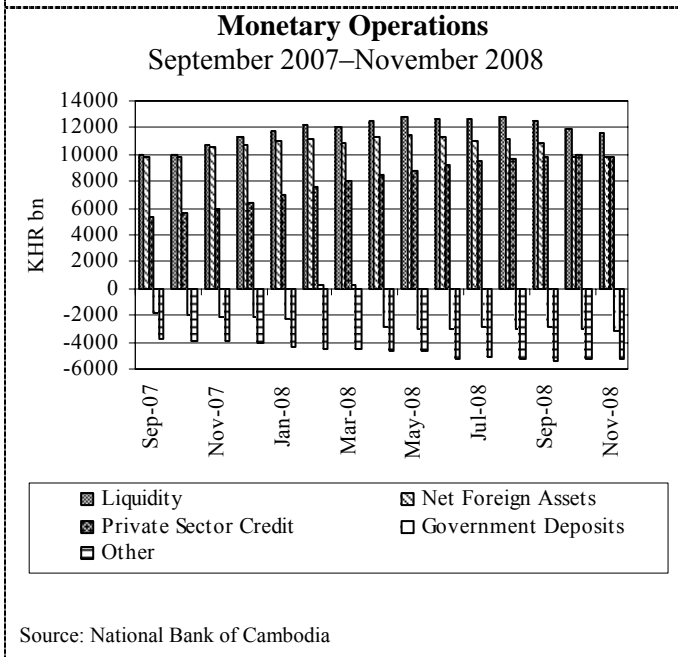
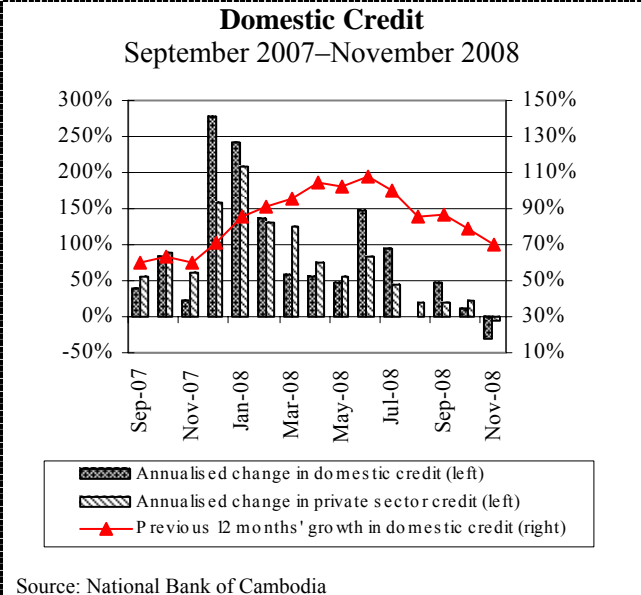
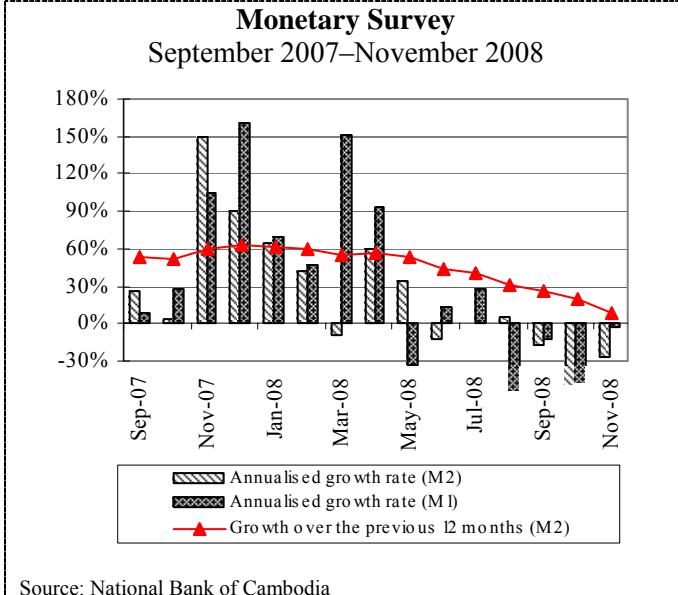
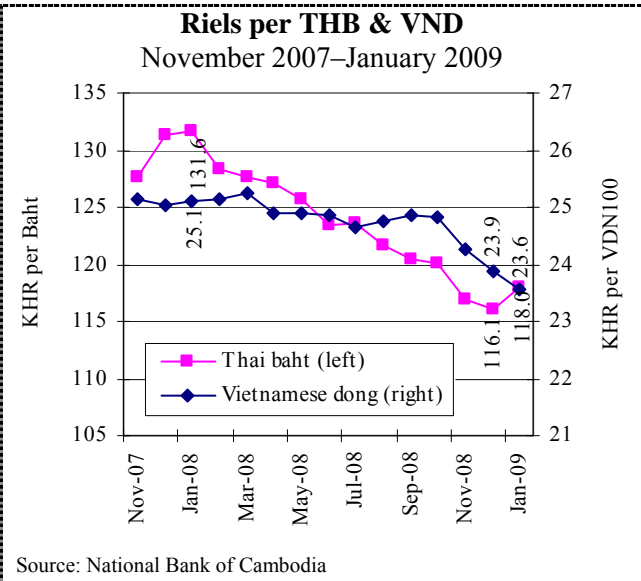
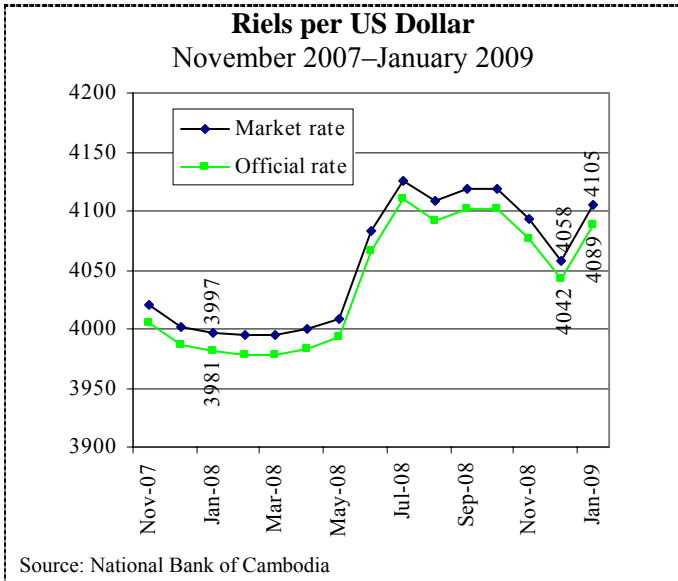
Source: CDRI

Interest Rates on 12-Month Bank Deposits
August 2007–October 2008



Source: Economic & Monetary Statistics, NBC

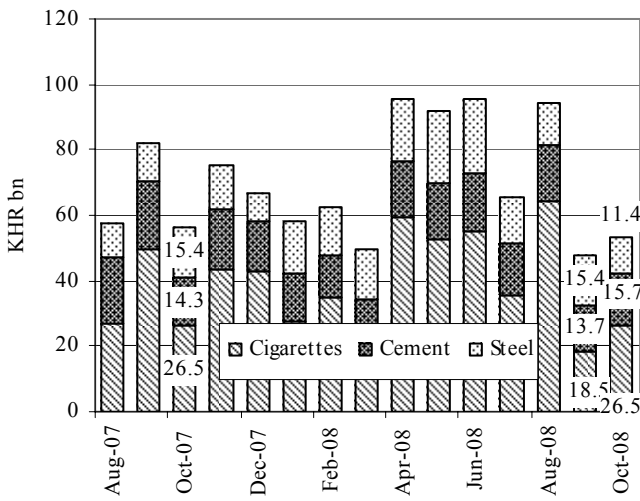
ស្ថានភាពអត្រាប្តូរទ្រព្យ និង ជំនួយអភិវឌ្ឍន៍ពីក្រៅប្រទេស
Exchange Rates and External Development Assistance



ពាណិជ្ជកម្មក្រៅប្រទេស និង ការអនុវត្តថវិកាជាតិ

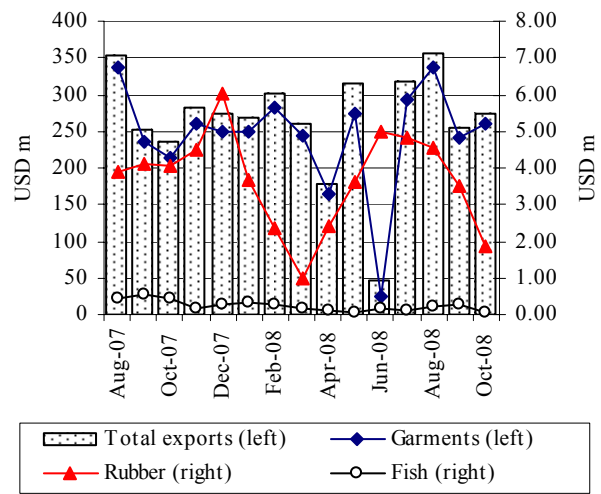
External Trade and National Budget Operations

Imports: Cigarettes & Construction Materials
August 2007–October 2008



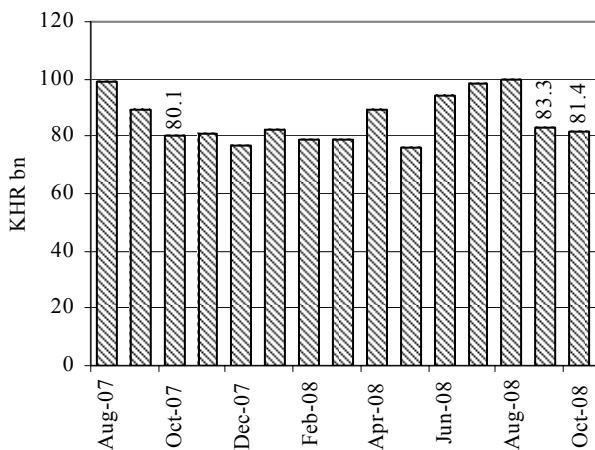
Source: Economic & Monetary Statistics, NBC

Cambodia: Main Exports
August 2007–October 2008



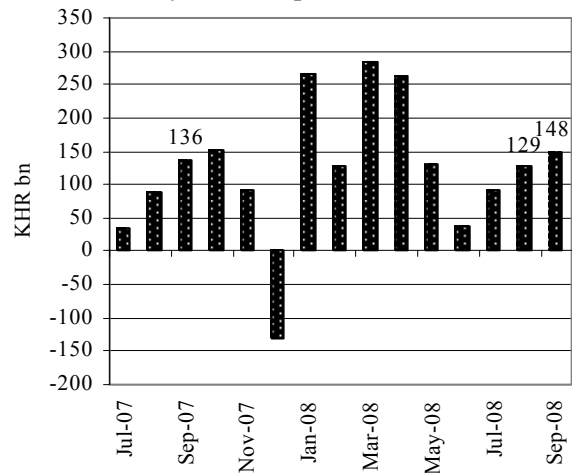
Source: Economic & Monetary Statistics, NBC

Imports: Petroleum Products
August 2007–October 2008



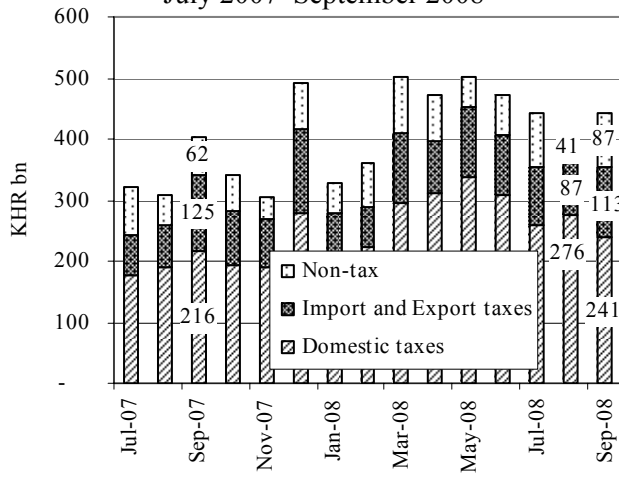
Source: Economic & Monetary Statistics, NBC

Current Budget Operations
July 2007–September 2008



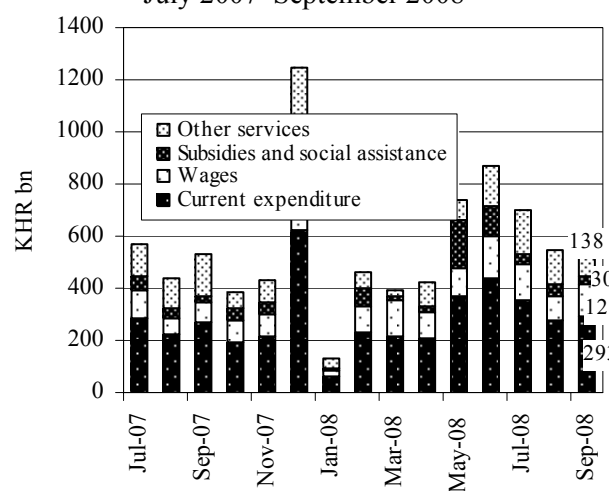
Source: MEF website

Current Budget Revenue
July 2007–September 2008



Source: MEF website

Current Budget Expenditure
July 2007–September 2008



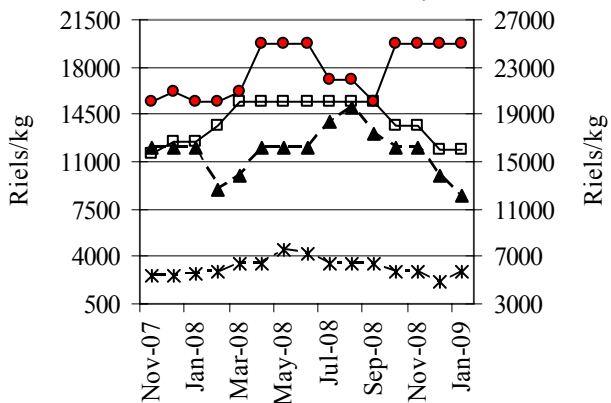
Source: MEF website

ផ្លូវការសម្រាប់ប្រទេសកម្ពុជា

Provincial Food Prices

Cambodia: Food Prices in Siem Reap Province

November 2007–January 2009

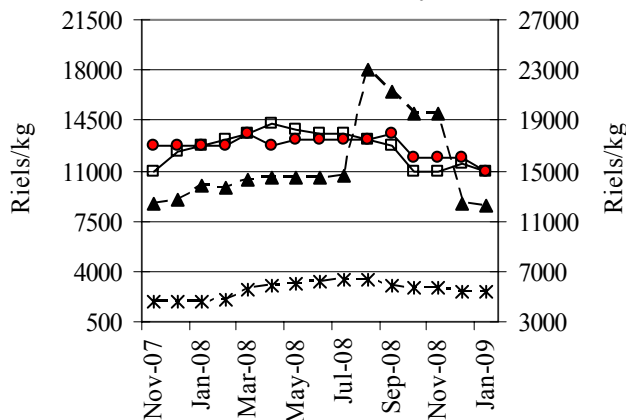


---*--- Rice-Phkar Knhei (left) ---▲--- Fresh fish (left)
 ---□--- 1st quality pork (right) ---●--- 1st quality beef (right)

Source: CDRI

Cambodia: Food Prices in Battambang Province

November 2007–January 2009

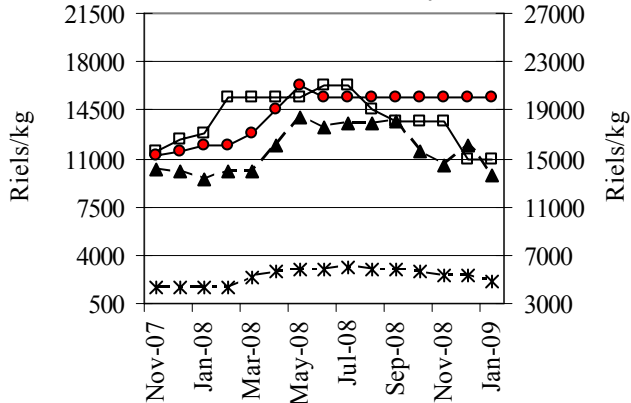


---*--- Rice-Phkar Knhei (left) ---▲--- Fresh fish (left)
 ---□--- 1st quality pork (right) ---●--- 1st quality beef (right)

Source: CDRI

Cambodia: Food Prices in Kg. Cham Province

November 2007–January 2009

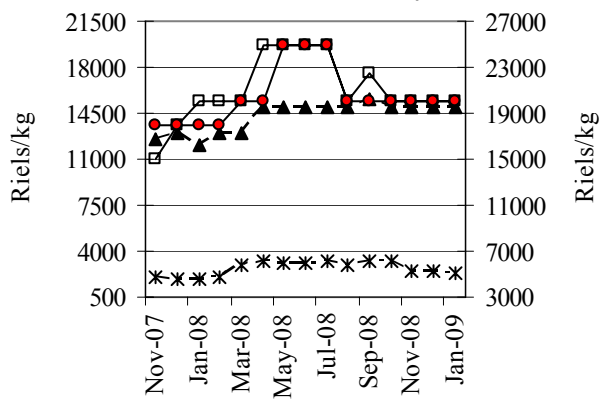


---*--- Rice-Phkar Knhei(left) ---▲--- Fresh fish (left)
 ---□--- 1st quality pork (right) ---●--- 1st quality beef (right)

Source: CDRI

Cambodia: Food Prices in Kampot Province

November 2007–January 2009

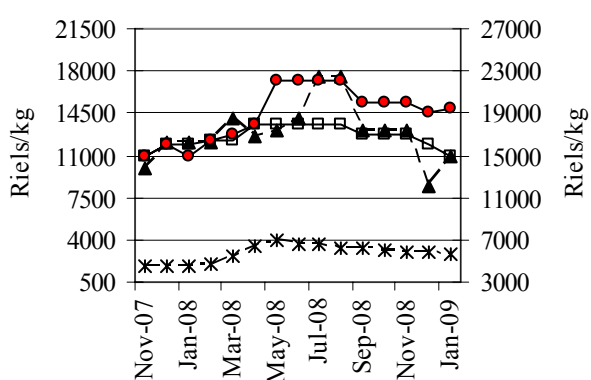


---*--- Rice-Phkar Knhei(left) ---▲--- Fresh fish (left)
 ---□--- 1st quality pork (right) ---●--- 1st quality beef (right)

Source: CDRI

Cambodia: Food Prices in Svay Rieng Province

November 2007–January 2009

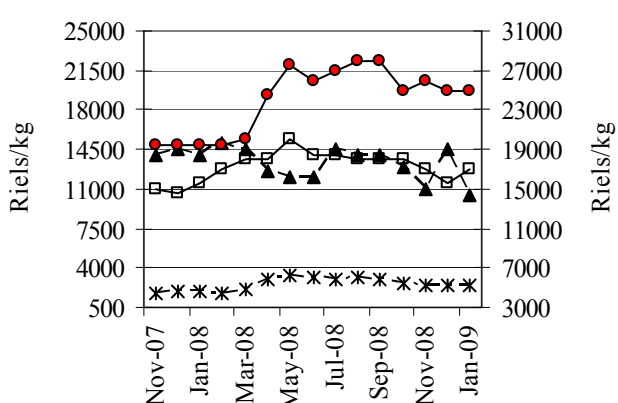


---*--- Rice-Phkar Knhei (left) ---▲--- Fresh fish (left)
 ---□--- 1st quality pork (right) ---●--- 1st quality beef (right)

Source: CDRI

Cambodia: Food Prices in Kg. Speu Province

November 2007–January 2009

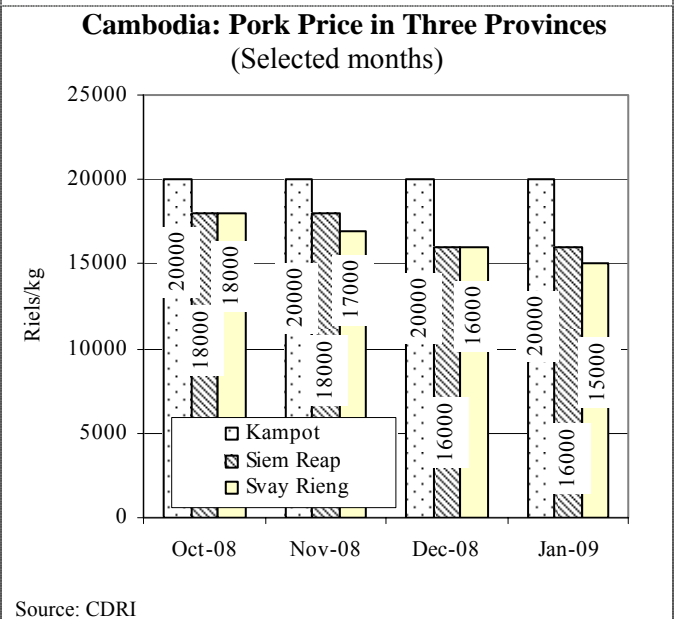
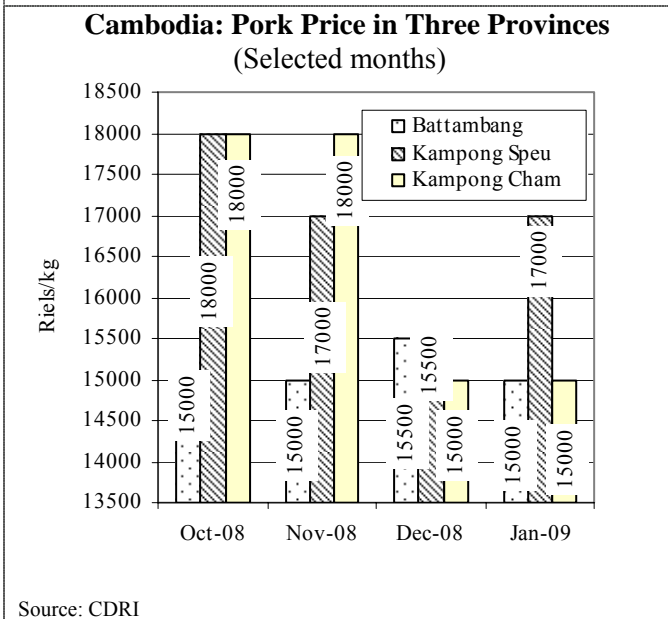
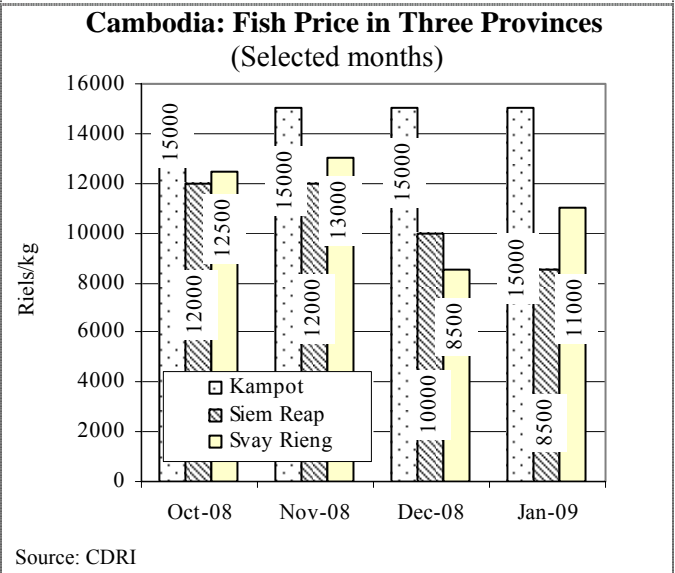
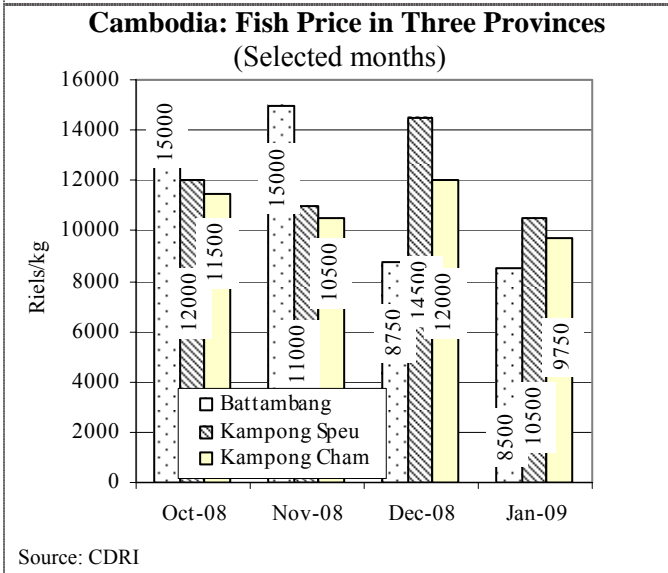
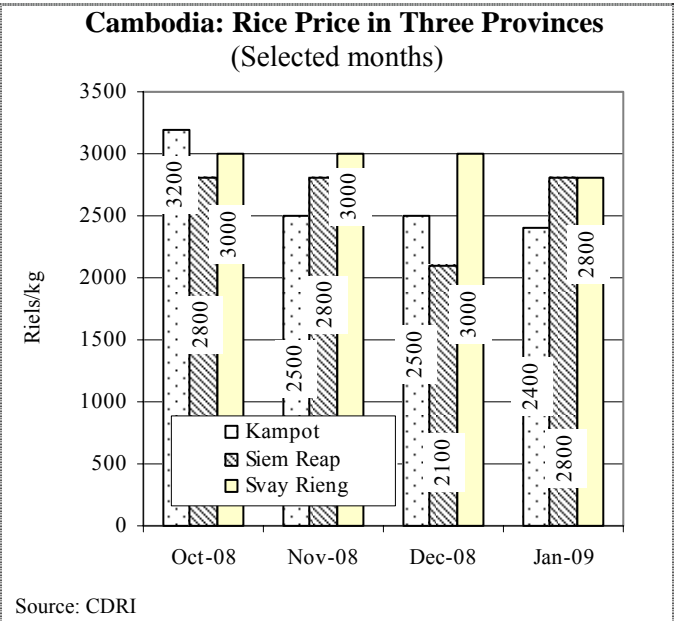
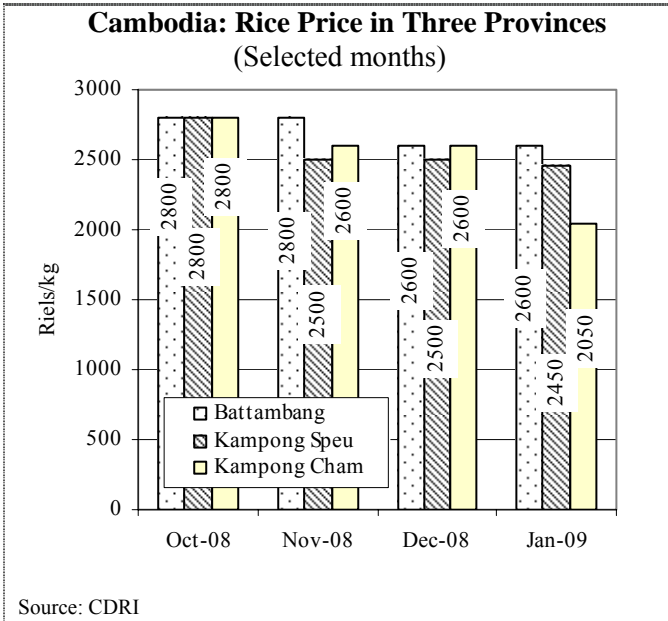


---*--- Rice-Phkar Knhei (left) ---▲--- Fresh fish (left)
 ---□--- 1st quality pork (right) ---●--- 1st quality beef (right)

Source: CDRI

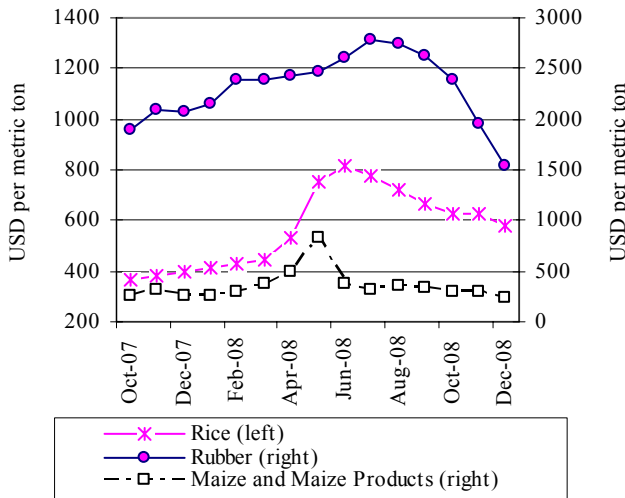
សង្ខេបនៃវិញ្ញាបនបត្រសម្រាប់សេវាសកម្មភ្នំពេញ: តារាងមូលដ្ឋាន

Provincial Goods Prices in Cambodia by Products



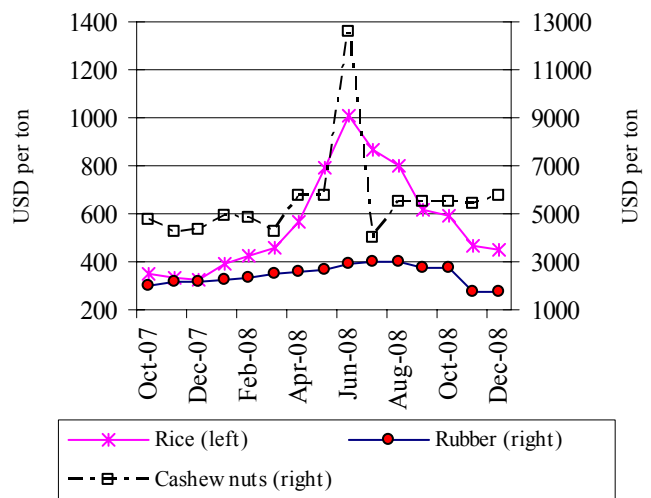
តំលៃទំនិញ ការនាំចេញ និង ចំនួនទេសចរអន្តរជាតិនៅក្នុងប្រទេសជាដៃគូរបស់កម្ពុជា
Goods Prices, Exports and International Tourist Arrivals to Partners of Cambodia

Thailand: Prices of Rubber, Rice and Maize
 October 2007–December 2008



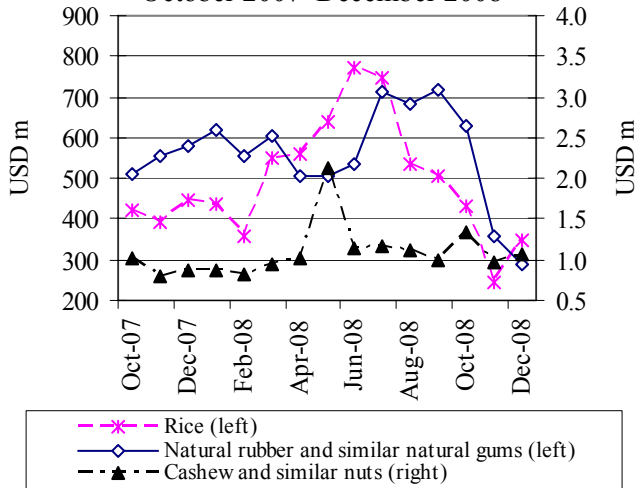
Source: Bank of Thailand, *Foreign Trade and Balance of Payments*

Vietnam: Prices of Rubber, Rice and Cashew Nuts
 October 2007–December 2008



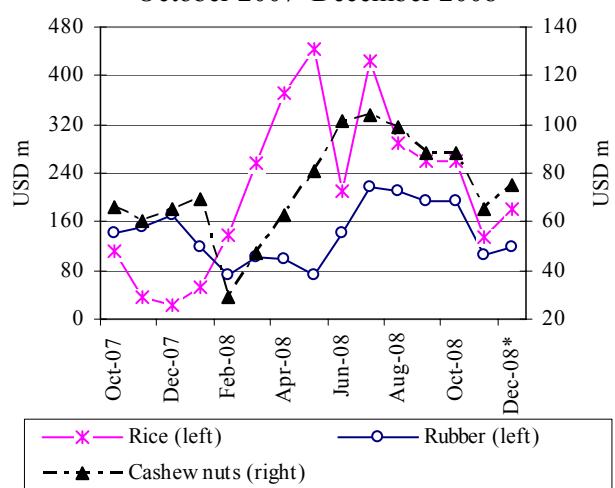
Source: General Statistics Office of Vietnam

Thailand: Exports to the World
 October 2007–December 2008



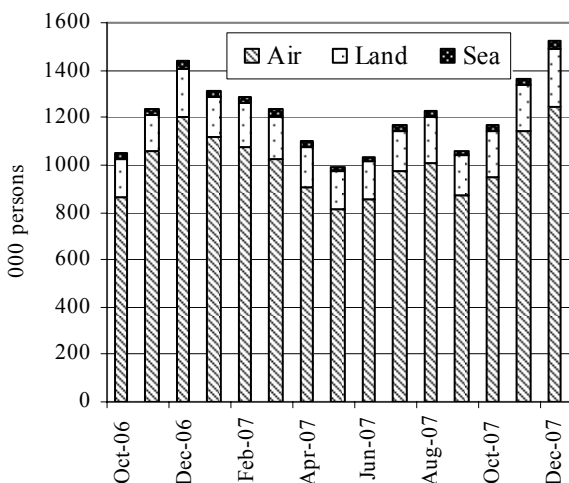
Source: Customs Department of Thailand

Vietnam: Exports to the World
 October 2007–December 2008



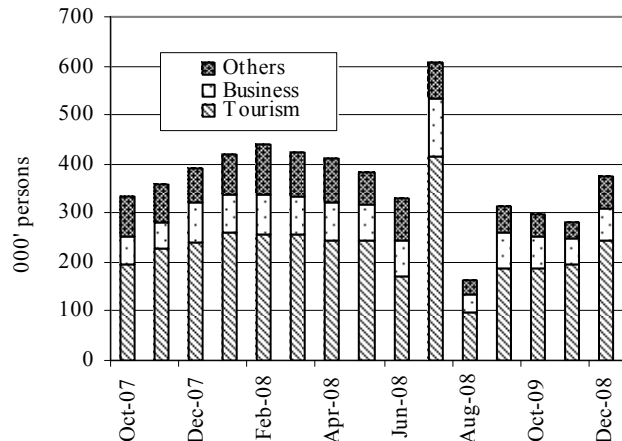
* Estimated data
 Source: General Statistics Office of Vietnam

Thailand: International Arrivals
 October 2006–December 2007*



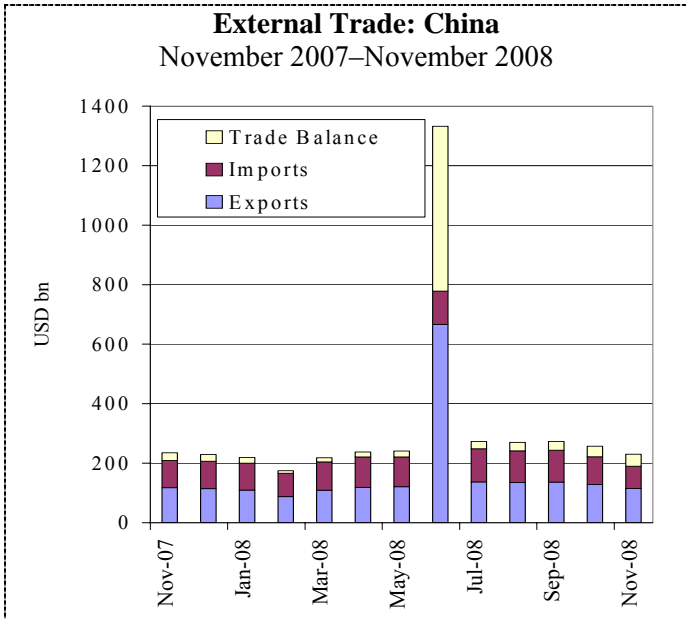
Source: Tourism Authority of Thailand
 *Data is available to December 2007

Vietnam: International Arrivals
 October 2007–December 2008

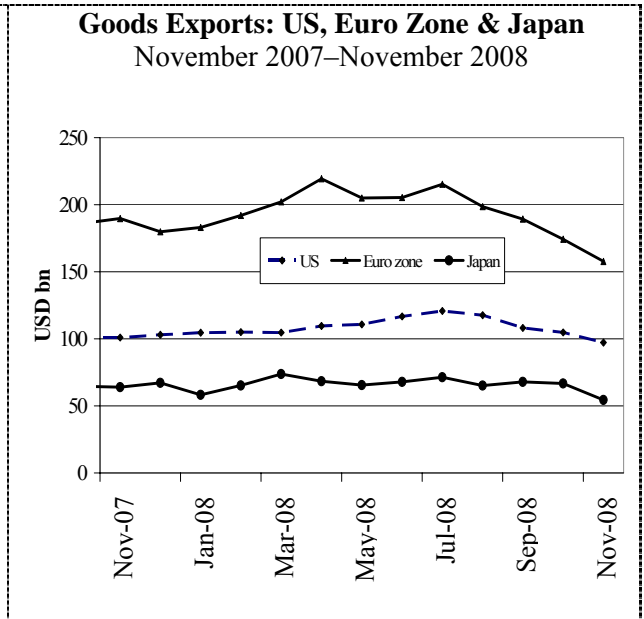


Source: General Statistics Office of Vietnam
 Data was estimated by the statistic office

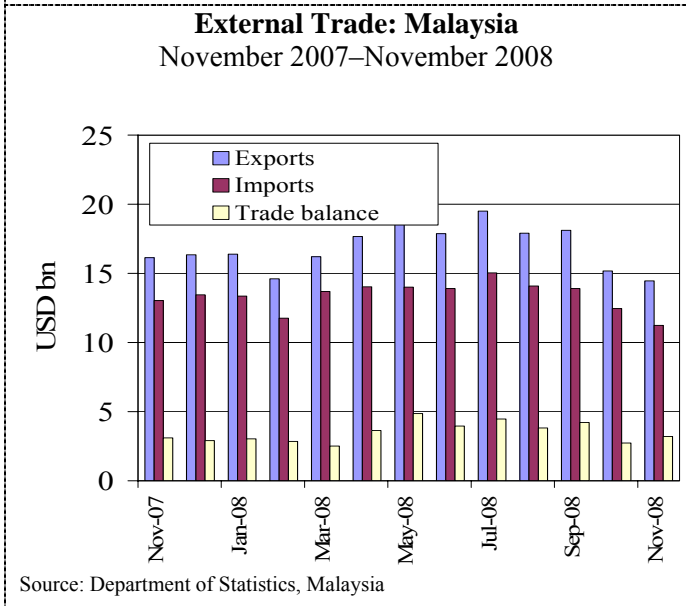
សកម្មភាពសេដ្ឋកិច្ច និង ស្ថានភាពអត្រាអតិផរណាដែលបានប្រទេសជាដៃគូរបស់កម្ពុជា
Economic Activity and Inflation Rates of Selected Economic Partners of Cambodia



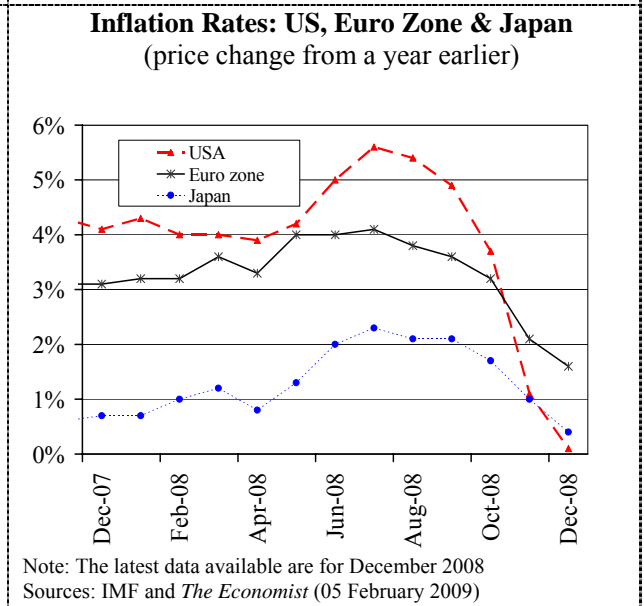
Source: National Bureau of Statistics of China



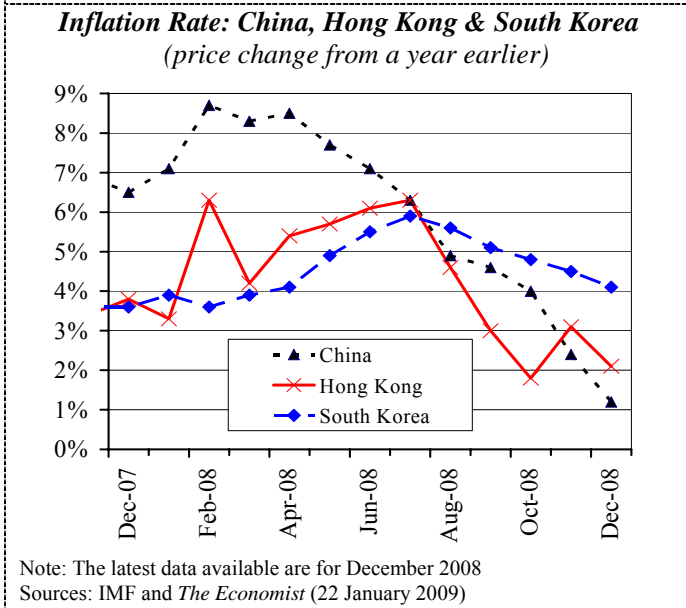
Sources: BEA, Eurostat and OECD



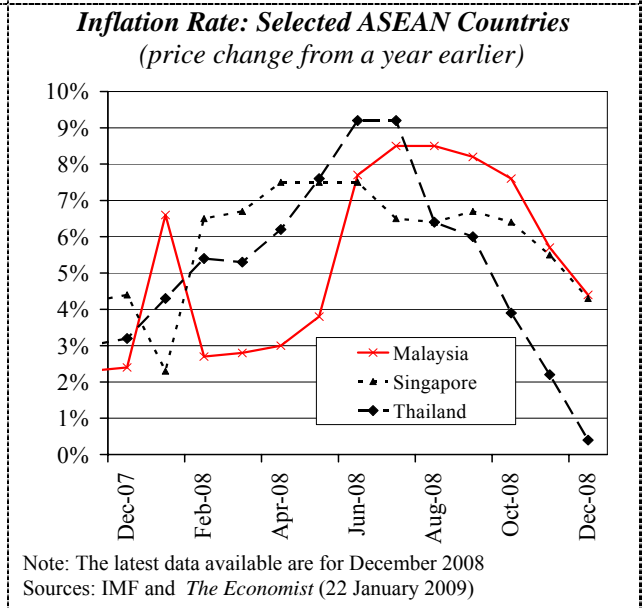
Source: Department of Statistics, Malaysia



Note: The latest data available are for December 2008
Sources: IMF and *The Economist* (05 February 2009)



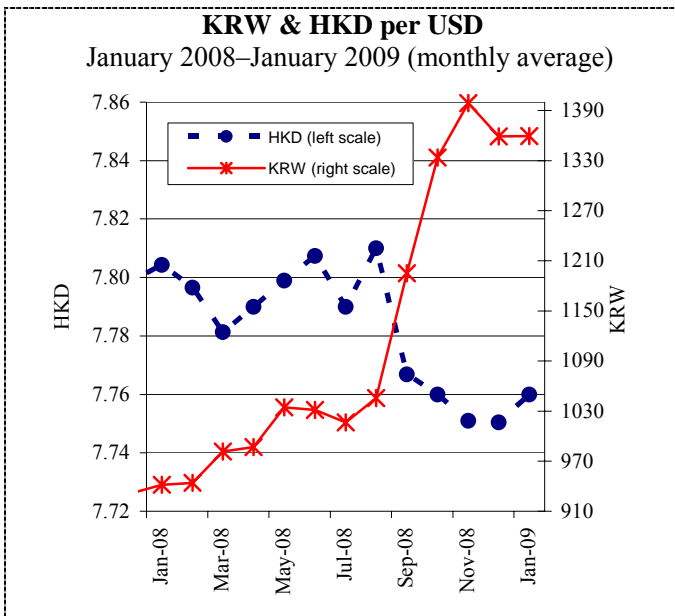
Note: The latest data available are for December 2008
Sources: IMF and *The Economist* (22 January 2009)



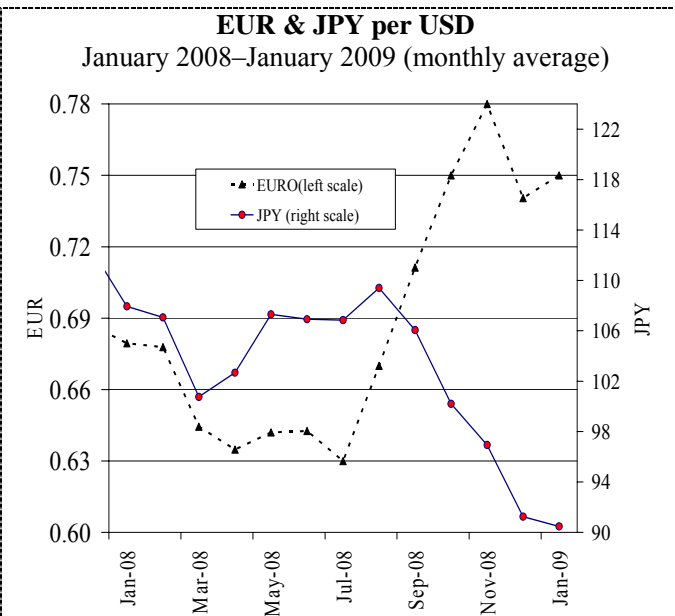
Note: The latest data available are for December 2008
Sources: IMF and *The Economist* (22 January 2009)

អត្រាប្តូរទ្រព្យ និង ស្ថានភាពតំលៃទំនិញលើទីផ្សារអន្តរជាតិ

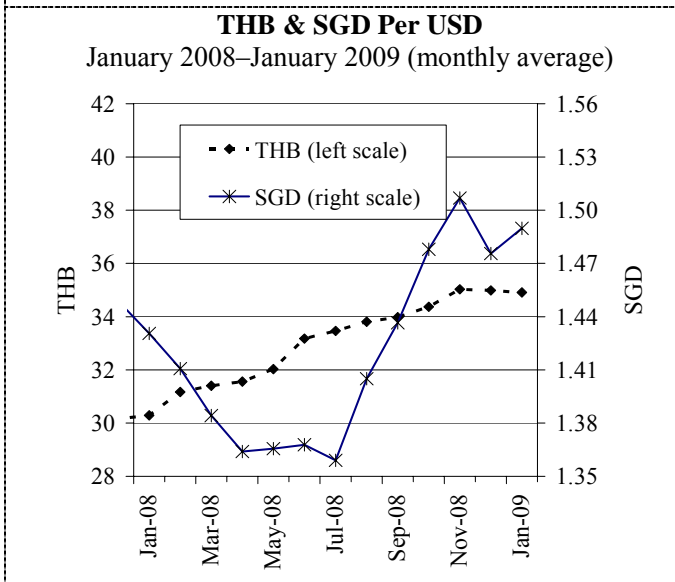
Exchange Rates and Commodity Prices in World Markets



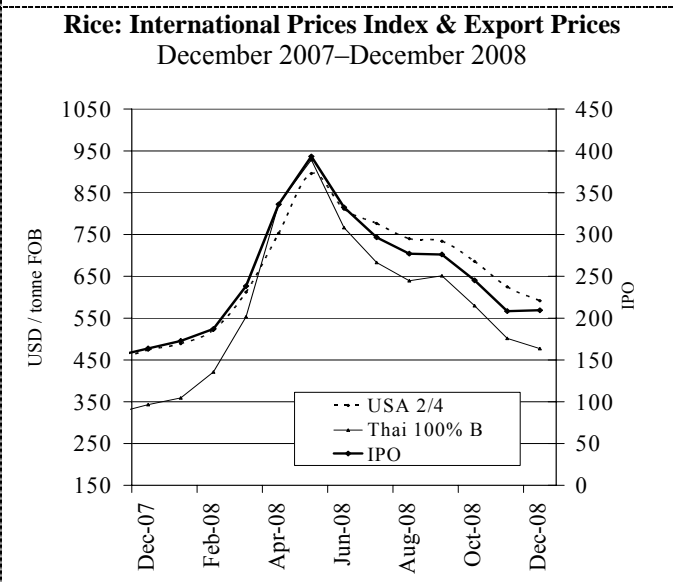
Source: Federal Reserve Bank of New York



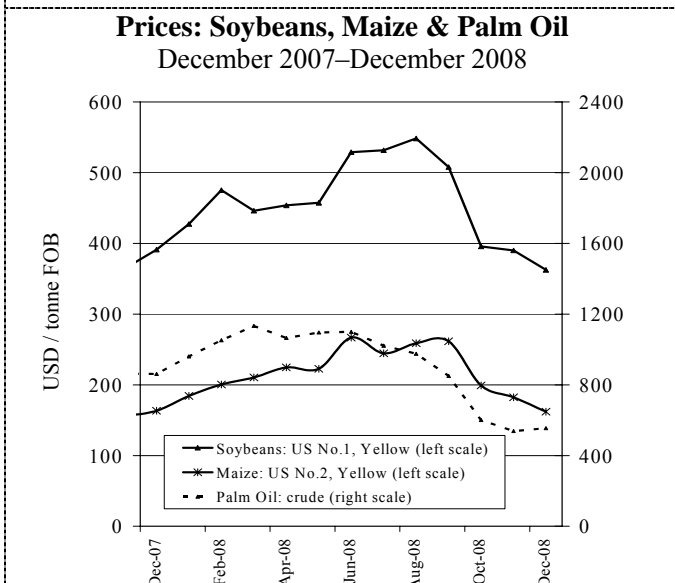
Source: Federal Reserve Bank of New York



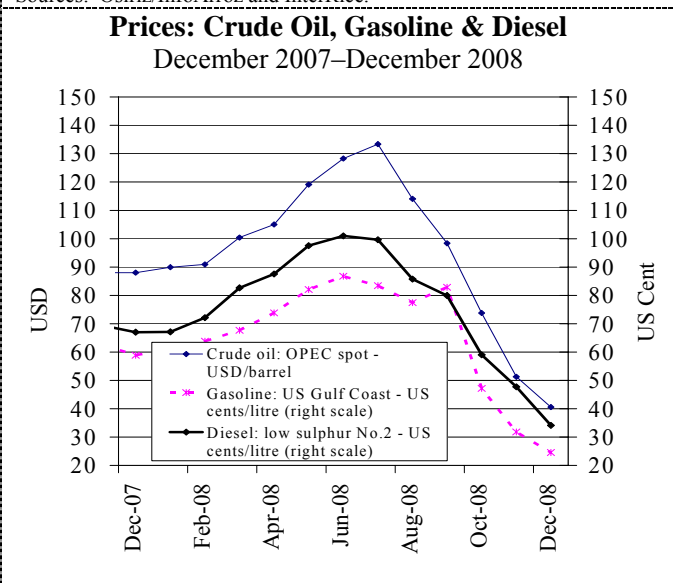
Source: Federal Reserve Bank of New York



Sources: Osiriz/InfoArroz and InterRice.



Source: Food and Agriculture Organization



Source: US Energy Information Administration

ព័ត៌មានសេដ្ឋកិច្ច / Economic News

ព័ត៌មានសេដ្ឋកិច្ចសំខាន់ៗ

កម្ពុជាដឹងបង្ហើយការស្រង់ព័ត៌មានលំអិតសំរាប់ផ្សារមូលបត្រនៅខែមេសា

មន្ត្រីមូលបត្រជាន់ខ្ពស់ម្នាក់លើកឡើងថា កម្ពុជាគ្រោងបង្ហើយលក្ខខណ្ឌផ្សេងៗ នៃការចុះបញ្ជីនៅផ្សារមូលបត្រដំបូងរបស់ខ្លួននៅខែមេសា ដើម្បីត្រៀមសំរាប់ ការបើកដំណើរការនៅខែធ្នូ ឆ្នាំ២០០៩ ។ លោក មីង បានកុសល អគ្គនាយក គណៈកម្មការមូលបត្រកម្ពុជា បានប្រាប់តាមទូរស័ព្ទថា អ្វីៗដំណើរការតាម ផែនការ ហើយលក្ខខណ្ឌនៃការចុះបញ្ជី គ្រោងបង្ហើយនៅចុងត្រីមាសទីមួយ រួចនឹងចាប់ផ្តើមទទួលពាក្យសុំរបស់ក្រុមហ៊ុន ។ ប្រទេសកម្ពុជាដែលបានបំបាត់ ចោលរូបិយប័ណ្ណក្នុងរបបបង្កើនក្រហម កំពុងខិតខំទាក់ទាញមូលនិធិអន្តរជាតិ ពីព្រោះវិបត្តិសេដ្ឋកិច្ចសាកល បានធ្វើឱ្យធ្លាក់ចុះវិស័យទេសចរណ៍ ការនាំចេញ សំលៀកបំពាក់ និងថ្លៃទំនិញប្រើប្រាស់ ។ អង្គការមូលនិធិរូបិយវត្ថុអន្តរជាតិ បានបញ្ជាក់ថា ក្នុងឆ្នាំនេះសេដ្ឋកិច្ចអាចកើនឡើង ៤.៧៩% ដែលជាកំណើន ទាបបំផុតតាំងពីឆ្នាំ១៩៩៨មក ។ លោក កៅ ថាច់ ប្រធានផ្នែកផ្សារហិរញ្ញវត្ថុ នៃក្រសួងសេដ្ឋកិច្ច និងហិរញ្ញវត្ថុ បានប្រាប់ថា រដ្ឋាភិបាលគ្រោងអនុញ្ញាតឱ្យ ២០ក្រុមហ៊ុនចោះផ្សាយលក់មូលបត្រក្នុងឆ្នាំទី១ នៃដំណើរការផ្សារមូលបត្រ ក្នុងនេះមាន ក្រុមហ៊ុនសូតិមិច ដែលជាក្រុមហ៊ុនប្រេងធំបំផុតនៅកម្ពុជា និង ធនាគារអេស៊ីលីដា ដែលជាធនាគារធំបំផុតនៅកម្ពុជាដែរ ។ លោក Douglas Clayton អគ្គនាយកក្រុមហ៊ុន Leopard Capital (ដែលស្ថិតក្នុងចំណោម ក្រុមហ៊ុនឯកជនជាច្រើនដែលគ្រោងធ្វើវិនិយោគលើក្រុមហ៊ុន និងរកចំណេញ តាមរយៈការលក់មូលបត្រនៅទីផ្សារក្នុងស្រុក) បានលើកថា ខ្ញុំមិនបារម្ភទេ បើសិនផ្សារមូលបត្រកម្ពុជា ត្រូវពន្យារពេលមួយឆ្នាំទៀត ព្រោះវាអាចជួយ ឱ្យរដ្ឋាភិបាលរៀបចំច្បាប់បានកាន់តែប្រសើរ ។ ក្រុមហ៊ុន Leopard ប្រមូល ទុនបានដល់ មួយភាគបួននៃផែនការ ១០០លានដុល្លារដែលត្រូវសំរេចនៅចុង ខែមីនាខាងមុខ ។ អ្នកមានលុយក្នុងដៃ មានឱកាសច្រើនដើម្បីទាញយកចំណេញ ពីការធ្លាក់ថ្លៃជាទូទៅ ។ លោក មីង បានលើកថា វិបត្តិហិរញ្ញវត្ថុសាកលដែល ធ្វើឱ្យផ្សារមូលបត្រនៅថៃ និងវៀតណាម ធ្លាក់ថ្លៃអស់ ៥០% នោះ មិនបាន បង្អាក់កម្ពុជាក្នុងការបង្កើតផ្សារមូលបត្រឡើយ ហើយគណៈកម្មការមូលបត្រ កម្ពុជា កំពុងកសាងបទប្បញ្ញត្តិលើកលែងពន្ធ និងផ្តល់ការលើកទឹកចិត្តផ្សេងៗ ដើម្បីជំរុញក្រុមហ៊ុនឱ្យចុះបញ្ជី ។ សព្វថ្ងៃសហរដ្ឋអាមេរិកកំពុងរឹបសេដ្ឋកិច្ច ឡើងវិញ រួចនឹងជះឥទ្ធិពលទូទាំងសាកលលោក ។ យើងសង្ឃឹមថា នៅចុងឆ្នាំ ២០០៩ អ្វីៗនឹងដំណើរការល្អ ។ លោក កៅ ថាច់ លើកថា លក្ខខណ្ឌចុះបញ្ជីនៅ កម្ពុជា ប្រហែលយកតាមគំរូ Kosdaq ជាផ្សារភាគហ៊ុនទីពីរបស់កូរ៉េខាងត្បូង សំរាប់សហគ្រាសធុនតូច និងមធ្យម និងក្រុមហ៊ុនទើបដំណើរការ ។ ក្រុមហ៊ុន ចង់ចុះបញ្ជីនៅ Kosdaq ត្រូវមានដំណើរការពាណិជ្ជកម្ម ៣ឆ្នាំយ៉ាងតិច មាន មូលធនបង់ហើយយ៉ាងតិច ៥០០លានរៀល (៤៩៥.៤១៤ដុល្លារUS) និងមាន អនុបាតបំណុលធៀបមូលធន តិចជាង ១៥០% ។

Economic News Highlights:

Cambodia to finish bourse listing details by April: Cambodia plans to complete the listing requirements for its first stock exchange by April in preparation for a December opening, a top exchange official said. “Everything is on schedule so far,” Ming Bankosal, director-general of the Securities and Exchange Commission of Cambodia, said by phone from Phnom Penh. “We will finalize the issuing requirements by the end of the first quarter, and after that we’ll accept applications from companies.” Cambodia, which abolished money under the Khmer Rouge three decades ago, is seeking to lure foreign funds as the global economic recession has led to drops in tourism, garment exports and commodity prices. The International Monetary Fund said the economy might grow by 4.75 percent this year, which would be the slowest since 1998. The government has targeted 20 companies to sell shares during the exchange’s first year of operation. They include Sokimex Group, the country’s biggest petroleum company, and Aceda Bank Plc, its largest bank, said Kao Thach, head of the Ministry of Economy and Finance’s financial market division, last year. “The starting date is not really the key issue,” said Douglas Clayton, chief executive officer of Leopard Capital, one of several private equity firms that plans to invest in companies and cash out through share sales in the local market. “I won’t mind if it’s delayed for another year because it might give them more time to get the regulations in order.” Leopard Capital has raised about a quarter of the \$100 million it is targeting for a fund that closes at the end of March. Opportunities are rife for those with cash on hand who can benefit from falling prices, Clayton said. The global financial crisis, which cut the value of stock markets in neighboring Thailand and Vietnam by at least half last year, has not deterred Cambodia from pressing forward with a stock exchange, Ming said. The SECC is in the process of developing tax breaks and other incentives for companies to list, he added. “Now the U.S. is in the process of recovery and this recovery can spread to the world,” Ming said. “We hope that in late 2009, everything will be okay.” The listing requirements in Cambodia will likely be modelled on the Kosdaq, South Korea’s second stock market that was set up 12 years ago for small- and medium-sized firms as well as venture start-ups, according to Kao Thach. Companies seeking a Kosdaq listing need to be in business for at least three years, with minimum paid-in capital of 500 million won (\$495,417) and debt-to-equity ratio of less than 150 percent of the industry mean.

Links to other economic news:

1. “Bank reserves slashed; real estate limits axed,” (<http://www.phnompenhpost.com/index.php/2009012623822/Business/Bank-reserves-slashed-real-estate-limits-axed.html>)
2. “Expert calls for Cambodian government to lower bank reserve rate,” (http://news.xinhuanet.com/english/2009-01/22/content_10701928.htm)
3. “Vietnam-Cambodia bilateral trade shows a yearly growth of 40 percent since 2004,” (<http://www.intellasia.net/news/articles/economy/111255870.shtml>)
4. “Thai-Cambodian trade rose by 28pc in 2008,” (<http://www.phnompenhpost.com/index.php/2009011523637/Business/Thai-Cambodian-trade-rose-by-28pc-in-2008.html>)